

2014
St Joseph County
Apportionment Report



Constantine Township
Bridge on Haybridge Road

Prepared By:
St Joseph County Equalization Dept.



St Joseph County

Land Resource Centre

(269) 467-5576

Fax (269) 467-5672

Public Works Intergovernmental Services
Equalization Geographic Information Systems Rural Address Identification

DATE: October 13, 2014
TO: St Joseph County Board of Commissioners
FROM: Anthony Meyaard, Equalization Director
RE: 2014 Annual Apportionment Report

To Whom It May Concern,

Pursuant to requirements set forth by the State of Michigan, the Equalization Department of St Joseph County has prepared the attached Apportionment Report for your review and analysis. This report is a compilation of all millage rates levied within St Joseph County by various agents and authorities. Upon your review, you will find that the taxable valuations used are based on the ad valorem values that were approved by the Commissioners in April, and thus do not account for any adjustments made by the July Board of Review, Michigan Tax Tribunal or State Tax Commission.

The statutory responsibilities of the Count Board of Commissioners in this matter are listed below:

THE GENERAL PROPERTY TAX ACT (EXCERPT)


Act 206 of 1893

Sec. 37.

The county board of commissioners, either at a session held not later than October 31 in each year or at a special meeting held for a local tax collecting unit that approves under section 44a(2) the accelerated collection in a summer property tax levy of a millage that had been previously billed and collected as in a preceding tax year as part of the winter property tax levy, shall ascertain and determine the amount of money to be raised for county purposes, and shall apportion the amount and also the amount of the state tax and indebtedness of the county to the state among the several townships in the county in proportion to the valuation of the taxable real and personal property as determined by the board, or as determined by the state tax commission upon appeal in the manner provided by law for that year, which determination and apportionment shall be entered at large on county records. The board, at a session held not later than October 31 in each year, shall also examine all certificates, statements, papers, and records submitted to it, showing the money to be raised in the several townships for school, highway, drain, township, and other purposes. It shall hear and consider all objections made to raising that money by any taxpayer affected. If it appears to the board that any certificate, statement, paper, or record is not properly certified or is in any way defective, or that any proceeding to authorize the raising of the money has not been had or is in any way imperfect, the board shall verify the same, and if the certificate, statement, paper, record, or proceeding can then be corrected, supplied, or had, the board shall authorize and require the defects or omissions of proceedings to be corrected, supplied, or had. The board may refer any or all the certificates, statements, papers, records, and proceedings to the prosecuting attorney, who shall investigate and without delay report in writing his or her opinion to the board. The board shall direct that the money proposed to be raised for township, school, highway, drain, and all other purposes authorized by law

shall be spread upon the assessment roll of the proper townships, wards, and cities. This action and direction shall be entered in full upon the records of the proceedings of the board and shall be final as to the levy and assessment of all the taxes, except if there is a change made in the equalization of any county by the state tax commission upon appeal in the manner provided by law. The direction for spread of taxes shall be expressed in terms of millages to be spread against the taxable values of properties and shall not direct the raising of any specific amount of money. This section does not apply when section 36(2) applies and shall not prevent the township clerk from providing a certification to the county clerk pursuant to section 36(1). If a certification is provided pursuant to section 36(1), the county board of commissioners shall meet and direct or amend its direction for the spread of millages by local units in the county pursuant to the certification.

Respectfully submitted,

A handwritten signature in black ink, appearing to read 'Anthony Meyaard', written in a cursive style.

Anthony Meyaard, Director
St Joseph County Equalization

St Joseph County 2013 Apportionment Report

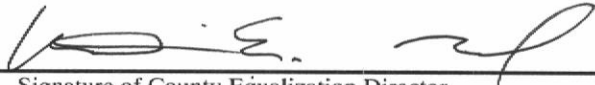
Table of Contents

| | |
|---|--------------|
| Statement Showing Mills Apportioned by the County Board of Commissioners of the County of St Joseph for the year 2013 | Pages... 1-5 |
| Statement of Taxable Values for Various taxing authorities | Pages... 6-8 |
| Ad valorem taxes levied within each government unit | |
| Burr Oak Township (includes village) | Page.... 9 |
| Colon Township (includes village) | Page.... 11 |
| Constantine Township (includes village) | Page.... 13 |
| Fabius Township | Page.... 15 |
| Fawn River Township | Page.... 16 |
| Florence Township | Page.... 17 |
| Flowerfield Township | Page.... 19 |
| Leonidas Township | Page.... 20 |
| Lockport Township (includes village) | Page.... 22 |
| Mendon Township (includes village) | Page.... 24 |
| Mottville Township | Page.... 26 |
| Nottawa Township (includes village) | Page.... 27 |
| Park Township | Page.... 29 |
| Sherman Township | Page.... 31 |
| Sturgis Township | Page.... 33 |
| White Pigeon Township (includes village) | Page.... 34 |
| Three Rivers City | Page.... 35 |
| Sturgis City | Page.... 36 |
| Compilation of Overall Estimated Tax Revenue | Page... 37 |
| Comparison of Overall Estimated Tax Revenue | Page... 39 |
| County Drain Special Assessments | Page.... 42 |

Certification Statement


I hereby certify that this Statement Showing Mills Apportioned by the County Board of Commissioners and submitted to the State Tax Commission is a true statement of all ad valorem millages apportioned by the County Board of Commissioners of the

County of St. Joseph for the year 2014



Signature of County Equalization Director

NOTARIZATION



Notary Public

St. Joseph

County, Michigan

JOAN L. SKINNER
Notary Public, St. Joseph Co., MI
My Commission Expires May 4, 2018

STATE OF MICHIGAN

County of St. Joseph } SS

Subscribed before me this 13th

Day of October year 2014

My commission expires May 4, 2018

2014 St. Joseph County Millage Rates

| Government Unit School District & Taxable Status | Total Gov't Unit | Total DDA | Total Sturgis Library | Total County | Total School | I.S.D Name | Total I.S.D. | Total S.E.T. | Total Comm. College | Total Millage Rate | Summer Levy | Winter Levy |
|---|---------------------|--------------|-----------------------------|-----------------|-----------------|---------------|-----------------|-----------------|---------------------------|--------------------------|----------------|----------------|
| Burr Oak Twp | | | | | | | | | | | | |
| Bronson School District [Non-PRE] | 0.9144 | 0.0000 | 0.0000 | 7.1282 | 19.7264 | Branch | 8.2061 | 6.0000 | * | 41.9751 | 10.5482 | 31.4269 |
| Bronson School District [PRE] | 0.9144 | 0.0000 | 0.0000 | 7.1282 | 2.0000 | Branch | 8.2061 | 6.0000 | * | 24.2487 | 10.5482 | 13.7005 |
| Bronson School District [Com. Personal] | 0.9144 | 0.0000 | 0.0000 | 7.1282 | 7.7264 | Branch | 8.2061 | 6.0000 | * | 29.9751 | 10.5482 | 19.4269 |
| Bronson School District [Ind. Personal] | 0.9144 | 0.0000 | 0.0000 | 7.1282 | 2.0000 | Branch | 8.2061 | 0.0000 | * | 18.2487 | 4.5482 | 13.7005 |
| Burr Oak School District [Non-PRE] | 0.9144 | 0.0000 | 0.0000 | 7.1282 | 18.0000 | St. Joseph | 2.9783 | 6.0000 | 2.7249 | 37.7458 | 10.5482 | 27.1976 |
| Burr Oak School District [PRE] | 0.9144 | 0.0000 | 0.0000 | 7.1282 | 0.0000 | St. Joseph | 2.9783 | 6.0000 | 2.7249 | 19.7458 | 10.5482 | 9.1976 |
| Burr Oak School District [Com. Personal] | 0.9144 | 0.0000 | 0.0000 | 7.1282 | 6.0000 | St. Joseph | 2.9783 | 6.0000 | 2.7249 | 25.7458 | 10.5482 | 15.1976 |
| Burr Oak School District [Ind. Personal] | 0.9144 | 0.0000 | 0.0000 | 7.1282 | 0.0000 | St. Joseph | 2.9783 | 0.0000 | 2.7249 | 13.7458 | 4.5482 | 9.1976 |
| Colon School District [Non-PRE] | 0.9144 | 0.0000 | 0.0000 | 7.1282 | 23.6000 | St. Joseph | 2.9783 | 6.0000 | 2.7249 | 43.3458 | 10.5482 | 32.7976 |
| Colon School District [PRE] | 0.9144 | 0.0000 | 0.0000 | 7.1282 | 5.6000 | St. Joseph | 2.9783 | 6.0000 | 2.7249 | 25.3458 | 10.5482 | 14.7976 |
| Colon School District [Com. Personal] | 0.9144 | 0.0000 | 0.0000 | 7.1282 | 11.6000 | St. Joseph | 2.9783 | 6.0000 | 2.7249 | 31.3458 | 10.5482 | 20.7976 |
| Colon School District [Ind. Personal] | 0.9144 | 0.0000 | 0.0000 | 7.1282 | 5.6000 | St. Joseph | 2.9783 | 0.0000 | 2.7249 | 19.3458 | 4.5482 | 14.7976 |
| Nottawa School District [Non-PRE] | 0.9144 | 0.0000 | 0.0000 | 7.1282 | 18.0000 | St. Joseph | 2.9783 | 6.0000 | 2.7249 | 37.7458 | 10.5482 | 27.1976 |
| Nottawa School District [PRE] | 0.9144 | 0.0000 | 0.0000 | 7.1282 | 0.0000 | St. Joseph | 2.9783 | 6.0000 | 2.7249 | 19.7458 | 10.5482 | 9.1976 |
| Nottawa School District [Com. Personal] | 0.9144 | 0.0000 | 0.0000 | 7.1282 | 6.0000 | St. Joseph | 2.9783 | 6.0000 | 2.7249 | 25.7458 | 10.5482 | 15.1976 |
| Nottawa School District [Ind. Personal] | 0.9144 | 0.0000 | 0.0000 | 7.1282 | 0.0000 | St. Joseph | 2.9783 | 0.0000 | 2.7249 | 13.7458 | 4.5482 | 9.1976 |
| Sturgis School District [Non-PRE] | 0.9144 | 0.0000 | 0.0000 | 7.1282 | 25.9801 | St. Joseph | 2.9783 | 6.0000 | 2.7249 | 45.7259 | 10.5482 | 35.1777 |
| Sturgis School District [PRE] | 0.9144 | 0.0000 | 0.0000 | 7.1282 | 8.3500 | St. Joseph | 2.9783 | 6.0000 | 2.7249 | 28.0958 | 10.5482 | 17.5476 |
| Sturgis School District [Com. Personal] | 0.9144 | 0.0000 | 0.0000 | 7.1282 | 13.9801 | St. Joseph | 2.9783 | 6.0000 | 2.7249 | 33.7259 | 10.5482 | 23.1777 |
| Sturgis School District [Ind. Personal] | 0.9144 | 0.0000 | 0.0000 | 7.1282 | 8.3500 | St. Joseph | 2.9783 | 0.0000 | 2.7249 | 22.0958 | 4.5482 | 17.5476 |
| Colon Twp | | | | | | | | | | | | |
| Burr Oak School District [Non-PRE] | 4.1855 | 0.0000 | 0.0000 | 7.1282 | 18.0000 | St. Joseph | 2.9783 | 6.0000 | 2.7249 | 41.0169 | 10.5482 | 30.4687 |
| Burr Oak School District [PRE] | 4.1855 | 0.0000 | 0.0000 | 7.1282 | 0.0000 | St. Joseph | 2.9783 | 6.0000 | 2.7249 | 23.0169 | 10.5482 | 12.4687 |
| Burr Oak School District [Com. Personal] | 4.1855 | 0.0000 | 0.0000 | 7.1282 | 6.0000 | St. Joseph | 2.9783 | 6.0000 | 2.7249 | 29.0169 | 10.5482 | 18.4687 |
| Burr Oak School District [Ind. Personal] | 4.1855 | 0.0000 | 0.0000 | 7.1282 | 0.0000 | St. Joseph | 2.9783 | 0.0000 | 2.7249 | 17.0169 | 4.5482 | 12.4687 |
| Colon School District [Non-PRE] | 4.1855 | 0.0000 | 0.0000 | 7.1282 | 23.6000 | St. Joseph | 2.9783 | 6.0000 | 2.7249 | 46.6169 | 10.5482 | 36.0687 |
| Colon School District [PRE] | 4.1855 | 0.0000 | 0.0000 | 7.1282 | 5.6000 | St. Joseph | 2.9783 | 6.0000 | 2.7249 | 28.6169 | 10.5482 | 18.0687 |
| Colon School District [Com. Personal] | 4.1855 | 0.0000 | 0.0000 | 7.1282 | 11.6000 | St. Joseph | 2.9783 | 6.0000 | 2.7249 | 34.6169 | 10.5482 | 24.0687 |
| Colon School District [Ind. Personal] | 4.1855 | 0.0000 | 0.0000 | 7.1282 | 5.6000 | St. Joseph | 2.9783 | 0.0000 | 2.7249 | 22.6169 | 4.5482 | 18.0687 |
| Mendon School District [Non-PRE] | 4.1855 | 0.0000 | 0.0000 | 7.1282 | 26.0000 | St. Joseph | 2.9783 | 6.0000 | 2.7249 | 49.0169 | 10.5482 | 38.4687 |
| Mendon School District [PRE] | 4.1855 | 0.0000 | 0.0000 | 7.1282 | 8.0000 | St. Joseph | 2.9783 | 6.0000 | 2.7249 | 31.0169 | 10.5482 | 20.4687 |
| Mendon School District [Com. Personal] | 4.1855 | 0.0000 | 0.0000 | 7.1282 | 14.0000 | St. Joseph | 2.9783 | 6.0000 | 2.7249 | 37.0169 | 10.5482 | 26.4687 |
| Mendon School District [Ind. Personal] | 4.1855 | 0.0000 | 0.0000 | 7.1282 | 8.0000 | St. Joseph | 2.9783 | 0.0000 | 2.7249 | 25.0169 | 4.5482 | 20.4687 |
| Nottawa School District [Non-PRE] | 4.1855 | 0.0000 | 0.0000 | 7.1282 | 18.0000 | St. Joseph | 2.9783 | 6.0000 | 2.7249 | 41.0169 | 10.5482 | 30.4687 |
| Nottawa School District [PRE] | 4.1855 | 0.0000 | 0.0000 | 7.1282 | 0.0000 | St. Joseph | 2.9783 | 6.0000 | 2.7249 | 23.0169 | 10.5482 | 12.4687 |
| Nottawa School District [Com. Personal] | 4.1855 | 0.0000 | 0.0000 | 7.1282 | 6.0000 | St. Joseph | 2.9783 | 6.0000 | 2.7249 | 29.0169 | 10.5482 | 18.4687 |
| Nottawa School District [Ind. Personal] | 4.1855 | 0.0000 | 0.0000 | 7.1282 | 0.0000 | St. Joseph | 2.9783 | 0.0000 | 2.7249 | 17.0169 | 4.5482 | 12.4687 |
| Constantine Twp | | | | | | | | | | | | |
| Constantine School District [Non-PRE] | 1.4452 | 0.0000 | 0.0000 | 7.1282 | 24.8000 | St. Joseph | 2.9783 | 6.0000 | 2.7249 | 45.0766 | 10.5482 | 34.5284 |
| Constantine School District [PRE] | 1.4452 | 0.0000 | 0.0000 | 7.1282 | 6.8000 | St. Joseph | 2.9783 | 6.0000 | 2.7249 | 27.0766 | 10.5482 | 16.5284 |
| Constantine School District [Com. Personal] | 1.4452 | 0.0000 | 0.0000 | 7.1282 | 12.8000 | St. Joseph | 2.9783 | 6.0000 | 2.7249 | 33.0766 | 10.5482 | 22.5284 |
| Constantine School District [Ind. Personal] | 1.4452 | 0.0000 | 0.0000 | 7.1282 | 6.8000 | St. Joseph | 2.9783 | 0.0000 | 2.7249 | 21.0766 | 4.5482 | 16.5284 |
| Three Rivers School District [Non-PRE] | 1.4452 | 0.0000 | 0.0000 | 7.1282 | 23.5600 | St. Joseph | 2.9783 | 6.0000 | 2.7249 | 43.8366 | 10.5482 | 33.2884 |
| Three Rivers School District [PRE] | 1.4452 | 0.0000 | 0.0000 | 7.1282 | 5.5600 | St. Joseph | 2.9783 | 6.0000 | 2.7249 | 25.8366 | 10.5482 | 15.2884 |
| Three Rivers School District [Com. Personal] | 1.4452 | 0.0000 | 0.0000 | 7.1282 | 11.5600 | St. Joseph | 2.9783 | 6.0000 | 2.7249 | 31.8366 | 10.5482 | 21.2884 |
| Three Rivers School District [Ind. Personal] | 1.4452 | 0.0000 | 0.0000 | 7.1282 | 5.5600 | St. Joseph | 2.9783 | 0.0000 | 2.7249 | 19.8366 | 4.5482 | 15.2884 |
| White Pigeon School District [Non-PRE] | 1.4452 | 0.0000 | 0.0000 | 7.1282 | 22.0000 | St. Joseph | 2.9783 | 6.0000 | 2.7249 | 42.2766 | 10.5482 | 31.7284 |
| White Pigeon School District [PRE] | 1.4452 | 0.0000 | 0.0000 | 7.1282 | 4.0000 | St. Joseph | 2.9783 | 6.0000 | 2.7249 | 24.2766 | 10.5482 | 13.7284 |
| White Pigeon School District [Com. Personal] | 1.4452 | 0.0000 | 0.0000 | 7.1282 | 10.0000 | St. Joseph | 2.9783 | 6.0000 | 2.7249 | 30.2766 | 10.5482 | 19.7284 |
| White Pigeon School District [Ind. Personal] | 1.4452 | 0.0000 | 0.0000 | 7.1282 | 4.0000 | St. Joseph | 2.9783 | 0.0000 | 2.7249 | 18.2766 | 4.5482 | 13.7284 |

2014 St. Joseph County Millage Rates

| Government Unit School District & Taxable Status | Total Gov't Unit | Total DDA | Total Sturgis Library | Total County | Total School | I.S.D Name | Total I.S.D. | Total S.E.T. | Total Comm. College | Total Millage Rate | Summer Levy | Winter Levy |
|---|---------------------|--------------|-----------------------------|-----------------|-----------------|---------------|-----------------|-----------------|---------------------------|--------------------------|----------------|----------------|
| Fabius Twp | | | | | | | | | | | | |
| Constantine School District [Non-PRE] | 0.0000 | 0.0000 | 0.0000 | 7.1282 | 24.8000 | St. Joseph | 2.9783 | 6.0000 | 2.7249 | 43.6314 | 10.5482 | 33.0832 |
| Constantine School District [PRE] | 0.0000 | 0.0000 | 0.0000 | 7.1282 | 6.8000 | St. Joseph | 2.9783 | 6.0000 | 2.7249 | 25.6314 | 10.5482 | 15.0832 |
| Constantine School District [Com. Personal] | 0.0000 | 0.0000 | 0.0000 | 7.1282 | 12.8000 | St. Joseph | 2.9783 | 6.0000 | 2.7249 | 31.6314 | 10.5482 | 21.0832 |
| Constantine School District [Ind. Personal] | 0.0000 | 0.0000 | 0.0000 | 7.1282 | 6.8000 | St. Joseph | 2.9783 | 0.0000 | 2.7249 | 19.6314 | 4.5482 | 15.0832 |
| Three Rivers School District [Non-PRE] | 0.0000 | 0.0000 | 0.0000 | 7.1282 | 23.5600 | St. Joseph | 2.9783 | 6.0000 | 2.7249 | 42.3914 | 10.5482 | 31.8432 |
| Three Rivers School District [PRE] | 0.0000 | 0.0000 | 0.0000 | 7.1282 | 5.5600 | St. Joseph | 2.9783 | 6.0000 | 2.7249 | 24.3914 | 10.5482 | 13.8432 |
| Three Rivers School District [Com. Personal] | 0.0000 | 0.0000 | 0.0000 | 7.1282 | 11.5600 | St. Joseph | 2.9783 | 6.0000 | 2.7249 | 30.3914 | 10.5482 | 19.8432 |
| Three Rivers School District [Ind. Personal] | 0.0000 | 0.0000 | 0.0000 | 7.1282 | 5.5600 | St. Joseph | 2.9783 | 0.0000 | 2.7249 | 18.3914 | 4.5482 | 13.8432 |
| Fawn River Twp | | | | | | | | | | | | |
| Sturgis School District [Non-PRE] | 0.0000 | 0.0000 | 1.1000 | 7.1282 | 25.9801 | St. Joseph | 2.9783 | 6.0000 | 2.7249 | 44.8115 | 10.5482 | 34.2633 |
| Sturgis School District [PRE] | 0.0000 | 0.0000 | 1.1000 | 7.1282 | 8.3500 | St. Joseph | 2.9783 | 6.0000 | 2.7249 | 27.1814 | 10.5482 | 16.6332 |
| Sturgis School District [Com. Personal] | 0.0000 | 0.0000 | 1.1000 | 7.1282 | 13.9801 | St. Joseph | 2.9783 | 6.0000 | 2.7249 | 32.8115 | 10.5482 | 22.2633 |
| Sturgis School District [Ind. Personal] | 0.0000 | 0.0000 | 1.1000 | 7.1282 | 8.3500 | St. Joseph | 2.9783 | 0.0000 | 2.7249 | 21.1814 | 4.5482 | 16.6332 |
| Florence Twp | | | | | | | | | | | | |
| Centreville School District [Non-PRE] | 0.9164 | 0.0000 | 0.0000 | 7.1282 | 24.6400 | St. Joseph | 2.9783 | 6.0000 | 2.7249 | 44.3878 | 10.5482 | 33.8396 |
| Centreville School District [PRE] | 0.9164 | 0.0000 | 0.0000 | 7.1282 | 6.6400 | St. Joseph | 2.9783 | 6.0000 | 2.7249 | 26.3878 | 10.5482 | 15.8396 |
| Centreville School District [Com. Personal] | 0.9164 | 0.0000 | 0.0000 | 7.1282 | 12.6400 | St. Joseph | 2.9783 | 6.0000 | 2.7249 | 32.3878 | 10.5482 | 21.8396 |
| Centreville School District [Ind. Personal] | 0.9164 | 0.0000 | 0.0000 | 7.1282 | 6.6400 | St. Joseph | 2.9783 | 0.0000 | 2.7249 | 20.3878 | 4.5482 | 15.8396 |
| Constantine School District [Non-PRE] | 0.9164 | 0.0000 | 0.0000 | 7.1282 | 24.8000 | St. Joseph | 2.9783 | 6.0000 | 2.7249 | 44.5478 | 10.5482 | 33.9996 |
| Constantine School District [PRE] | 0.9164 | 0.0000 | 0.0000 | 7.1282 | 6.8000 | St. Joseph | 2.9783 | 6.0000 | 2.7249 | 26.5478 | 10.5482 | 15.9996 |
| Constantine School District [Com. Personal] | 0.9164 | 0.0000 | 0.0000 | 7.1282 | 12.8000 | St. Joseph | 2.9783 | 6.0000 | 2.7249 | 32.5478 | 10.5482 | 21.9996 |
| Constantine School District [Ind. Personal] | 0.9164 | 0.0000 | 0.0000 | 7.1282 | 6.8000 | St. Joseph | 2.9783 | 0.0000 | 2.7249 | 20.5478 | 4.5482 | 15.9996 |
| Three Rivers School District [Non-PRE] | 0.9164 | 0.0000 | 0.0000 | 7.1282 | 23.5600 | St. Joseph | 2.9783 | 6.0000 | 2.7249 | 43.3078 | 10.5482 | 32.7596 |
| Three Rivers School District [PRE] | 0.9164 | 0.0000 | 0.0000 | 7.1282 | 5.5600 | St. Joseph | 2.9783 | 6.0000 | 2.7249 | 25.3078 | 10.5482 | 14.7596 |
| Three Rivers School District [Com. Personal] | 0.9164 | 0.0000 | 0.0000 | 7.1282 | 11.5600 | St. Joseph | 2.9783 | 6.0000 | 2.7249 | 31.3078 | 10.5482 | 20.7596 |
| Three Rivers School District [Ind. Personal] | 0.9164 | 0.0000 | 0.0000 | 7.1282 | 5.5600 | St. Joseph | 2.9783 | 0.0000 | 2.7249 | 19.3078 | 4.5482 | 14.7596 |
| White Pigeon School District [Non-PRE] | 0.9164 | 0.0000 | 0.0000 | 7.1282 | 22.0000 | St. Joseph | 2.9783 | 6.0000 | 2.7249 | 41.7478 | 10.5482 | 31.1996 |
| White Pigeon School District [PRE] | 0.9164 | 0.0000 | 0.0000 | 7.1282 | 4.0000 | St. Joseph | 2.9783 | 6.0000 | 2.7249 | 23.7478 | 10.5482 | 13.1996 |
| White Pigeon School District [Com. Personal] | 0.9164 | 0.0000 | 0.0000 | 7.1282 | 10.0000 | St. Joseph | 2.9783 | 6.0000 | 2.7249 | 29.7478 | 10.5482 | 19.1996 |
| White Pigeon School District [Ind. Personal] | 0.9164 | 0.0000 | 0.0000 | 7.1282 | 4.0000 | St. Joseph | 2.9783 | 0.0000 | 2.7249 | 17.7478 | 4.5482 | 13.1996 |
| Flowerfield Twp | | | | | | | | | | | | |
| Marcellus School District [Non-PRE] | 0.8886 | 0.0000 | 0.0000 | 7.1282 | 26.7500 | Lewis Cass | 2.2317 | 6.0000 | 2.7249 | 45.7234 | 10.5482 | 35.1752 |
| Marcellus School District [PRE] | 0.8886 | 0.0000 | 0.0000 | 7.1282 | 8.7500 | Lewis Cass | 2.2317 | 6.0000 | 2.7249 | 27.7234 | 10.5482 | 17.1752 |
| Marcellus School District [Com. Personal] | 0.8886 | 0.0000 | 0.0000 | 7.1282 | 14.7500 | Lewis Cass | 2.2317 | 6.0000 | 2.7249 | 33.7234 | 10.5482 | 23.1752 |
| Marcellus School District [Ind. Personal] | 0.8886 | 0.0000 | 0.0000 | 7.1282 | 8.7500 | Lewis Cass | 2.2317 | 0.0000 | 2.7249 | 21.7234 | 4.5482 | 17.1752 |
| Three Rivers School District [Non-PRE] | 0.8886 | 0.0000 | 0.0000 | 7.1282 | 23.5600 | St. Joseph | 2.9783 | 6.0000 | 2.7249 | 43.2800 | 10.5482 | 32.7318 |
| Three Rivers School District [PRE] | 0.8886 | 0.0000 | 0.0000 | 7.1282 | 5.5600 | St. Joseph | 2.9783 | 6.0000 | 2.7249 | 25.2800 | 10.5482 | 14.7318 |
| Three Rivers School District [Com. Personal] | 0.8886 | 0.0000 | 0.0000 | 7.1282 | 11.5600 | St. Joseph | 2.9783 | 6.0000 | 2.7249 | 31.2800 | 10.5482 | 20.7318 |
| Three Rivers School District [Ind. Personal] | 0.8886 | 0.0000 | 0.0000 | 7.1282 | 5.5600 | St. Joseph | 2.9783 | 0.0000 | 2.7249 | 19.2800 | 4.5482 | 14.7318 |

2014 St. Joseph County Millage Rates

| Government Unit School District & Taxable Status | Total Gov't Unit | Total DDA | Total Sturgis Library | Total County | Total School | I.S.D Name | Total I.S.D. | Total S.E.T. | Total Comm. College | Total Millage Rate | Summer Levy | Winter Levy |
|---|---------------------|--------------|-----------------------------|-----------------|-----------------|---------------|-----------------|-----------------|---------------------------|--------------------------|----------------|----------------|
| Leonidas Twp | | | | | | | | | | | | |
| Athens School District [Non-PRE] | 2.5814 | 0.0000 | 0.0000 | 7.1282 | 22.3600 | Calhoun | 6.2057 | 6.0000 | 3.6136 | 47.8889 | 12.3550 | 35.5339 |
| Athens School District [PRE] | 2.5814 | 0.0000 | 0.0000 | 7.1282 | 4.3600 | Calhoun | 6.2057 | 6.0000 | 3.6136 | 29.8889 | 12.3550 | 17.5339 |
| Athens School District [Com. Personal] | 2.5814 | 0.0000 | 0.0000 | 7.1282 | 10.3600 | Calhoun | 6.2057 | 6.0000 | 3.6136 | 35.8889 | 12.3550 | 23.5339 |
| Athens School District [Ind. Personal] | 2.5814 | 0.0000 | 0.0000 | 7.1282 | 4.3600 | Calhoun | 6.2057 | 0.0000 | 3.6136 | 23.8889 | 6.3550 | 17.5339 |
| Colon School District [Non-PRE] | 2.5814 | 0.0000 | 0.0000 | 7.1282 | 23.6000 | St. Joseph | 2.9783 | 6.0000 | 2.7249 | 45.0128 | 10.5482 | 34.4646 |
| Colon School District [PRE] | 2.5814 | 0.0000 | 0.0000 | 7.1282 | 5.6000 | St. Joseph | 2.9783 | 6.0000 | 2.7249 | 27.0128 | 10.5482 | 16.4646 |
| Colon School District [Com. Personal] | 2.5814 | 0.0000 | 0.0000 | 7.1282 | 11.6000 | St. Joseph | 2.9783 | 6.0000 | 2.7249 | 33.0128 | 10.5482 | 22.4646 |
| Colon School District [Ind. Personal] | 2.5814 | 0.0000 | 0.0000 | 7.1282 | 5.6000 | St. Joseph | 2.9783 | 0.0000 | 2.7249 | 21.0128 | 4.5482 | 16.4646 |
| Mendon School District [Non-PRE] | 2.5814 | 0.0000 | 0.0000 | 7.1282 | 26.0000 | St. Joseph | 2.9783 | 6.0000 | 2.7249 | 47.4128 | 10.5482 | 36.8646 |
| Mendon School District [PRE] | 2.5814 | 0.0000 | 0.0000 | 7.1282 | 8.0000 | St. Joseph | 2.9783 | 6.0000 | 2.7249 | 29.4128 | 10.5482 | 18.8646 |
| Mendon School District [Com. Personal] | 2.5814 | 0.0000 | 0.0000 | 7.1282 | 14.0000 | St. Joseph | 2.9783 | 6.0000 | 2.7249 | 35.4128 | 10.5482 | 24.8646 |
| Mendon School District [Ind. Personal] | 2.5814 | 0.0000 | 0.0000 | 7.1282 | 8.0000 | St. Joseph | 2.9783 | 0.0000 | 2.7249 | 23.4128 | 4.5482 | 18.8646 |
| Vicksburg School District [Non-PRE] | 2.5814 | 0.0000 | 0.0000 | 7.1282 | 24.8500 | K-Resa | 4.8916 | 6.0000 | 2.8135 | 48.2647 | 10.5482 | 37.7165 |
| Vicksburg School District [PRE] | 2.5814 | 0.0000 | 0.0000 | 7.1282 | 6.8500 | K-Resa | 4.8916 | 6.0000 | 2.8135 | 30.2647 | 10.5482 | 19.7165 |
| Vicksburg School District [Com. Personal] | 2.5814 | 0.0000 | 0.0000 | 7.1282 | 12.8500 | K-Resa | 4.8916 | 6.0000 | 2.8135 | 36.2647 | 10.5482 | 25.7165 |
| Vicksburg School District [Ind. Personal] | 2.5814 | 0.0000 | 0.0000 | 7.1282 | 6.8500 | K-Resa | 4.8916 | 0.0000 | 2.8135 | 24.2647 | 4.5482 | 19.7165 |
| Lockport Twp | | | | | | | | | | | | |
| Centreville School District [Non-PRE] | 1.4894 | 0.0000 | 0.0000 | 7.1282 | 24.6400 | St. Joseph | 2.9783 | 6.0000 | 2.7249 | 44.9608 | 10.5482 | 34.4126 |
| Centreville School District [PRE] | 1.4894 | 0.0000 | 0.0000 | 7.1282 | 6.6400 | St. Joseph | 2.9783 | 6.0000 | 2.7249 | 26.9608 | 10.5482 | 16.4126 |
| Centreville School District [Com. Personal] | 1.4894 | 0.0000 | 0.0000 | 7.1282 | 12.6400 | St. Joseph | 2.9783 | 6.0000 | 2.7249 | 32.9608 | 10.5482 | 22.4126 |
| Centreville School District [Ind. Personal] | 1.4894 | 0.0000 | 0.0000 | 7.1282 | 6.6400 | St. Joseph | 2.9783 | 0.0000 | 2.7249 | 20.9608 | 4.5482 | 16.4126 |
| Mendon School District [Non-PRE] | 1.4894 | 0.0000 | 0.0000 | 7.1282 | 26.0000 | St. Joseph | 2.9783 | 6.0000 | 2.7249 | 46.3208 | 10.5482 | 35.7726 |
| Mendon School District [PRE] | 1.4894 | 0.0000 | 0.0000 | 7.1282 | 8.0000 | St. Joseph | 2.9783 | 6.0000 | 2.7249 | 28.3208 | 10.5482 | 17.7726 |
| Mendon School District [Com. Personal] | 1.4894 | 0.0000 | 0.0000 | 7.1282 | 14.0000 | St. Joseph | 2.9783 | 6.0000 | 2.7249 | 34.3208 | 10.5482 | 23.7726 |
| Mendon School District [Ind. Personal] | 1.4894 | 0.0000 | 0.0000 | 7.1282 | 8.0000 | St. Joseph | 2.9783 | 0.0000 | 2.7249 | 22.3208 | 4.5482 | 17.7726 |
| Three Rivers School District [Non-PRE] | 1.4894 | 0.0000 | 0.0000 | 7.1282 | 23.5600 | St. Joseph | 2.9783 | 6.0000 | 2.7249 | 43.8808 | 10.5482 | 33.3326 |
| Three Rivers School District [PRE] | 1.4894 | 0.0000 | 0.0000 | 7.1282 | 5.5600 | St. Joseph | 2.9783 | 6.0000 | 2.7249 | 25.8808 | 10.5482 | 15.3326 |
| Three Rivers School District [Com. Personal] | 1.4894 | 0.0000 | 0.0000 | 7.1282 | 11.5600 | St. Joseph | 2.9783 | 6.0000 | 2.7249 | 31.8808 | 10.5482 | 21.3326 |
| Three Rivers School District [Ind. Personal] | 1.4894 | 0.0000 | 0.0000 | 7.1282 | 5.5600 | St. Joseph | 2.9783 | 0.0000 | 2.7249 | 19.8808 | 4.5482 | 15.3326 |
| Mendon Twp | | | | | | | | | | | | |
| Mendon School District [Non-PRE] | 3.5624 | 0.0000 | 0.0000 | 7.1282 | 26.0000 | St. Joseph | 2.9783 | 6.0000 | 2.7249 | 48.3938 | 10.5482 | 37.8456 |
| Mendon School District [PRE] | 3.5624 | 0.0000 | 0.0000 | 7.1282 | 8.0000 | St. Joseph | 2.9783 | 6.0000 | 2.7249 | 30.3938 | 10.5482 | 19.8456 |
| Mendon School District [Com. Personal] | 3.5624 | 0.0000 | 0.0000 | 7.1282 | 14.0000 | St. Joseph | 2.9783 | 6.0000 | 2.7249 | 36.3938 | 10.5482 | 25.8456 |
| Mendon School District [Ind. Personal] | 3.5624 | 0.0000 | 0.0000 | 7.1282 | 8.0000 | St. Joseph | 2.9783 | 0.0000 | 2.7249 | 24.3938 | 4.5482 | 19.8456 |
| Vicksburg School District [Non-PRE] | 3.5624 | 0.0000 | 0.0000 | 7.1282 | 24.8500 | K-Resa | 4.8916 | 6.0000 | 2.8135 | 49.2457 | 10.5482 | 38.6975 |
| Vicksburg School District [PRE] | 3.5624 | 0.0000 | 0.0000 | 7.1282 | 6.8500 | K-Resa | 4.8916 | 6.0000 | 2.8135 | 31.2457 | 10.5482 | 20.6975 |
| Vicksburg School District [Com. Personal] | 3.5624 | 0.0000 | 0.0000 | 7.1282 | 12.8500 | K-Resa | 4.8916 | 6.0000 | 2.8135 | 37.2457 | 10.5482 | 26.6975 |
| Vicksburg School District [Ind. Personal] | 3.5624 | 0.0000 | 0.0000 | 7.1282 | 6.8500 | K-Resa | 4.8916 | 0.0000 | 2.8135 | 25.2457 | 4.5482 | 20.6975 |
| Mottville Twp | | | | | | | | | | | | |
| Constantine School District [Non-PRE] | 0.9401 | 0.0000 | 0.0000 | 7.1282 | 24.8000 | St. Joseph | 2.9783 | 6.0000 | 2.7249 | 44.5715 | 10.5482 | 34.0233 |
| Constantine School District [PRE] | 0.9401 | 0.0000 | 0.0000 | 7.1282 | 6.8000 | St. Joseph | 2.9783 | 6.0000 | 2.7249 | 26.5715 | 10.5482 | 16.0233 |
| Constantine School District [Com. Personal] | 0.9401 | 0.0000 | 0.0000 | 7.1282 | 12.8000 | St. Joseph | 2.9783 | 6.0000 | 2.7249 | 32.5715 | 10.5482 | 22.0233 |
| Constantine School District [Ind. Personal] | 0.9401 | 0.0000 | 0.0000 | 7.1282 | 6.8000 | St. Joseph | 2.9783 | 0.0000 | 2.7249 | 20.5715 | 4.5482 | 16.0233 |
| White Pigeon School District [Non-PRE] | 0.9401 | 0.0000 | 0.0000 | 7.1282 | 22.0000 | St. Joseph | 2.9783 | 6.0000 | 2.7249 | 41.7715 | 10.5482 | 31.2233 |
| White Pigeon School District [PRE] | 0.9401 | 0.0000 | 0.0000 | 7.1282 | 4.0000 | St. Joseph | 2.9783 | 6.0000 | 2.7249 | 23.7715 | 10.5482 | 13.2233 |
| White Pigeon School District [Com. Personal] | 0.9401 | 0.0000 | 0.0000 | 7.1282 | 10.0000 | St. Joseph | 2.9783 | 6.0000 | 2.7249 | 29.7715 | 10.5482 | 19.2233 |
| White Pigeon School District [Ind. Personal] | 0.9401 | 0.0000 | 0.0000 | 7.1282 | 4.0000 | St. Joseph | 2.9783 | 0.0000 | 2.7249 | 17.7715 | 4.5482 | 13.2233 |

2014 St. Joseph County Millage Rates

| Government Unit School District & Taxable Status | Total Gov't Unit | Total DDA | Total Sturgis Library | Total County | Total School | I.S.D Name | Total I.S.D. | Total S.E.T. | Total Comm. College | Total Millage Rate | Summer Levy | Winter Levy |
|---|---------------------|--------------|-----------------------------|-----------------|-----------------|---------------|-----------------|-----------------|---------------------------|--------------------------|----------------|----------------|
| Nottawa Twp | | | | | | | | | | | | |
| Centreville School District [Non-PRE] | 2.4994 | 0.0000 | 0.0000 | 7.1282 | 24.6400 | St. Joseph | 2.9783 | 6.0000 | 2.7249 | 45.9708 | 10.5482 | 35.4226 |
| Centreville School District [PRE] | 2.4994 | 0.0000 | 0.0000 | 7.1282 | 6.6400 | St. Joseph | 2.9783 | 6.0000 | 2.7249 | 27.9708 | 10.5482 | 17.4226 |
| Centreville School District [Com. Personal] | 2.4994 | 0.0000 | 0.0000 | 7.1282 | 12.6400 | St. Joseph | 2.9783 | 6.0000 | 2.7249 | 33.9708 | 10.5482 | 23.4226 |
| Centreville School District [Ind. Personal] | 2.4994 | 0.0000 | 0.0000 | 7.1282 | 6.6400 | St. Joseph | 2.9783 | 0.0000 | 2.7249 | 21.9708 | 4.5482 | 17.4226 |
| Colon School District [Non-PRE] | 2.4994 | 0.0000 | 0.0000 | 7.1282 | 23.6000 | St. Joseph | 2.9783 | 6.0000 | 2.7249 | 44.9308 | 10.5482 | 34.3826 |
| Colon School District [PRE] | 2.4994 | 0.0000 | 0.0000 | 7.1282 | 5.6000 | St. Joseph | 2.9783 | 6.0000 | 2.7249 | 26.9308 | 10.5482 | 16.3826 |
| Colon School District [Com. Personal] | 2.4994 | 0.0000 | 0.0000 | 7.1282 | 11.6000 | St. Joseph | 2.9783 | 6.0000 | 2.7249 | 32.9308 | 10.5482 | 22.3826 |
| Colon School District [Ind. Personal] | 2.4994 | 0.0000 | 0.0000 | 7.1282 | 5.6000 | St. Joseph | 2.9783 | 0.0000 | 2.7249 | 20.9308 | 4.5482 | 16.3826 |
| Mendon School District [Non-PRE] | 2.4994 | 0.0000 | 0.0000 | 7.1282 | 26.0000 | St. Joseph | 2.9783 | 6.0000 | 2.7249 | 47.3308 | 10.5482 | 36.7826 |
| Mendon School District [PRE] | 2.4994 | 0.0000 | 0.0000 | 7.1282 | 8.0000 | St. Joseph | 2.9783 | 6.0000 | 2.7249 | 29.3308 | 10.5482 | 18.7826 |
| Mendon School District [Com. Personal] | 2.4994 | 0.0000 | 0.0000 | 7.1282 | 14.0000 | St. Joseph | 2.9783 | 6.0000 | 2.7249 | 35.3308 | 10.5482 | 24.7826 |
| Mendon School District [Ind. Personal] | 2.4994 | 0.0000 | 0.0000 | 7.1282 | 8.0000 | St. Joseph | 2.9783 | 0.0000 | 2.7249 | 23.3308 | 4.5482 | 18.7826 |
| Nottawa School District [Non-PRE] | 2.4994 | 0.0000 | 0.0000 | 7.1282 | 18.0000 | St. Joseph | 2.9783 | 6.0000 | 2.7249 | 39.3308 | 10.5482 | 28.7826 |
| Nottawa School District [PRE] | 2.4994 | 0.0000 | 0.0000 | 7.1282 | 0.0000 | St. Joseph | 2.9783 | 6.0000 | 2.7249 | 21.3308 | 10.5482 | 10.7826 |
| Nottawa School District [Com. Personal] | 2.4994 | 0.0000 | 0.0000 | 7.1282 | 6.0000 | St. Joseph | 2.9783 | 6.0000 | 2.7249 | 27.3308 | 10.5482 | 16.7826 |
| Nottawa School District [Ind. Personal] | 2.4994 | 0.0000 | 0.0000 | 7.1282 | 0.0000 | St. Joseph | 2.9783 | 0.0000 | 2.7249 | 15.3308 | 4.5482 | 10.7826 |
| Park Twp | | | | | | | | | | | | |
| Mendon School District [Non-PRE] | 1.6423 | 0.0000 | 0.0000 | 7.1282 | 26.0000 | St. Joseph | 2.9783 | 6.0000 | 2.7249 | 46.4737 | 10.5482 | 35.9255 |
| Mendon School District [PRE] | 1.6423 | 0.0000 | 0.0000 | 7.1282 | 8.0000 | St. Joseph | 2.9783 | 6.0000 | 2.7249 | 28.4737 | 10.5482 | 17.9255 |
| Mendon School District [Com. Personal] | 1.6423 | 0.0000 | 0.0000 | 7.1282 | 14.0000 | St. Joseph | 2.9783 | 6.0000 | 2.7249 | 34.4737 | 10.5482 | 23.9255 |
| Mendon School District [Ind. Personal] | 1.6423 | 0.0000 | 0.0000 | 7.1282 | 8.0000 | St. Joseph | 2.9783 | 0.0000 | 2.7249 | 22.4737 | 4.5482 | 17.9255 |
| Three Rivers School District [Non-PRE] | 1.6423 | 0.0000 | 0.0000 | 7.1282 | 23.5600 | St. Joseph | 2.9783 | 6.0000 | 2.7249 | 44.0337 | 10.5482 | 33.4855 |
| Three Rivers School District [PRE] | 1.6423 | 0.0000 | 0.0000 | 7.1282 | 5.5600 | St. Joseph | 2.9783 | 6.0000 | 2.7249 | 26.0337 | 10.5482 | 15.4855 |
| Three Rivers School District [Com. Personal] | 1.6423 | 0.0000 | 0.0000 | 7.1282 | 11.5600 | St. Joseph | 2.9783 | 6.0000 | 2.7249 | 32.0337 | 10.5482 | 21.4855 |
| Three Rivers School District [Ind. Personal] | 1.6423 | 0.0000 | 0.0000 | 7.1282 | 5.5600 | St. Joseph | 2.9783 | 0.0000 | 2.7249 | 20.0337 | 4.5482 | 15.4855 |
| Vicksburg School District [Non-PRE] | 1.6423 | 0.0000 | 0.0000 | 7.1282 | 24.8500 | K-Resa | 4.8916 | 6.0000 | 2.8135 | 47.3256 | 10.5482 | 36.7774 |
| Vicksburg School District [PRE] | 1.6423 | 0.0000 | 0.0000 | 7.1282 | 6.8500 | K-Resa | 4.8916 | 6.0000 | 2.8135 | 29.3256 | 10.5482 | 18.7774 |
| Vicksburg School District [Com. Personal] | 1.6423 | 0.0000 | 0.0000 | 7.1282 | 12.8500 | K-Resa | 4.8916 | 6.0000 | 2.8135 | 35.3256 | 10.5482 | 24.7774 |
| Vicksburg School District [Ind. Personal] | 1.6423 | 0.0000 | 0.0000 | 7.1282 | 6.8500 | K-Resa | 4.8916 | 0.0000 | 2.8135 | 23.3256 | 4.5482 | 18.7774 |
| Sherman Twp | | | | | | | | | | | | |
| Burr Oak School District [Non-PRE] | 0.5000 | 0.0000 | 1.1000 | 7.1282 | 18.0000 | St. Joseph | 2.9783 | 6.0000 | 2.7249 | 37.3314 | 10.5482 | 26.7832 |
| Burr Oak School District [PRE] | 0.5000 | 0.0000 | 1.1000 | 7.1282 | 0.0000 | St. Joseph | 2.9783 | 6.0000 | 2.7249 | 19.3314 | 10.5482 | 8.7832 |
| Burr Oak School District [Com. Personal] | 0.5000 | 0.0000 | 1.1000 | 7.1282 | 6.0000 | St. Joseph | 2.9783 | 6.0000 | 2.7249 | 25.3314 | 10.5482 | 14.7832 |
| Burr Oak School District [Ind. Personal] | 0.5000 | 0.0000 | 1.1000 | 7.1282 | 0.0000 | St. Joseph | 2.9783 | 0.0000 | 2.7249 | 13.3314 | 4.5482 | 8.7832 |
| Centreville School District [Non-PRE] | 0.5000 | 0.0000 | 1.1000 | 7.1282 | 24.6400 | St. Joseph | 2.9783 | 6.0000 | 2.7249 | 43.9714 | 10.5482 | 33.4232 |
| Centreville School District [PRE] | 0.5000 | 0.0000 | 1.1000 | 7.1282 | 6.6400 | St. Joseph | 2.9783 | 6.0000 | 2.7249 | 25.9714 | 10.5482 | 15.4232 |
| Centreville School District [Com. Personal] | 0.5000 | 0.0000 | 1.1000 | 7.1282 | 12.6400 | St. Joseph | 2.9783 | 6.0000 | 2.7249 | 31.9714 | 10.5482 | 21.4232 |
| Centreville School District [Ind. Personal] | 0.5000 | 0.0000 | 1.1000 | 7.1282 | 6.6400 | St. Joseph | 2.9783 | 0.0000 | 2.7249 | 19.9714 | 4.5482 | 15.4232 |
| Nottawa School District [Non-PRE] | 0.5000 | 0.0000 | 1.1000 | 7.1282 | 18.0000 | St. Joseph | 2.9783 | 6.0000 | 2.7249 | 37.3314 | 10.5482 | 26.7832 |
| Nottawa School District [PRE] | 0.5000 | 0.0000 | 1.1000 | 7.1282 | 0.0000 | St. Joseph | 2.9783 | 6.0000 | 2.7249 | 19.3314 | 10.5482 | 8.7832 |
| Nottawa School District [Com. Personal] | 0.5000 | 0.0000 | 1.1000 | 7.1282 | 6.0000 | St. Joseph | 2.9783 | 6.0000 | 2.7249 | 25.3314 | 10.5482 | 14.7832 |
| Nottawa School District [Ind. Personal] | 0.5000 | 0.0000 | 1.1000 | 7.1282 | 0.0000 | St. Joseph | 2.9783 | 0.0000 | 2.7249 | 13.3314 | 4.5482 | 8.7832 |
| Sturgis School District [Non-PRE] | 0.5000 | 0.0000 | 1.1000 | 7.1282 | 25.9801 | St. Joseph | 2.9783 | 6.0000 | 2.7249 | 45.3115 | 10.5482 | 34.7633 |
| Sturgis School District [PRE] | 0.5000 | 0.0000 | 1.1000 | 7.1282 | 8.3500 | St. Joseph | 2.9783 | 6.0000 | 2.7249 | 27.6814 | 10.5482 | 17.1332 |
| Sturgis School District [Com. Personal] | 0.5000 | 0.0000 | 1.1000 | 7.1282 | 13.9801 | St. Joseph | 2.9783 | 6.0000 | 2.7249 | 33.3115 | 10.5482 | 22.7633 |
| Sturgis School District [Ind. Personal] | 0.5000 | 0.0000 | 1.1000 | 7.1282 | 8.3500 | St. Joseph | 2.9783 | 0.0000 | 2.7249 | 21.6814 | 4.5482 | 17.1332 |
| White Pigeon School District [Non-PRE] | 0.5000 | 0.0000 | 1.1000 | 7.1282 | 22.0000 | St. Joseph | 2.9783 | 6.0000 | 2.7249 | 41.3314 | 10.5482 | 30.7832 |
| White Pigeon School District [PRE] | 0.5000 | 0.0000 | 1.1000 | 7.1282 | 4.0000 | St. Joseph | 2.9783 | 6.0000 | 2.7249 | 23.3314 | 10.5482 | 12.7832 |
| White Pigeon School District [Com. Personal] | 0.5000 | 0.0000 | 1.1000 | 7.1282 | 10.0000 | St. Joseph | 2.9783 | 6.0000 | 2.7249 | 29.3314 | 10.5482 | 18.7832 |
| White Pigeon School District [Ind. Personal] | 0.5000 | 0.0000 | 1.1000 | 7.1282 | 4.0000 | St. Joseph | 2.9783 | 0.0000 | 2.7249 | 17.3314 | 4.5482 | 12.7832 |

2014 St. Joseph County Millage Rates

| Government Unit School District & Taxable Status | Total Gov't Unit | Total DDA | Total Sturgis Library | Total County | Total School | I.S.D Name | Total I.S.D. | Total S.E.T. | Total Comm. College | Total Millage Rate | Summer Levy | Winter Levy |
|---|---------------------|--------------|-----------------------------|-----------------|-----------------|---------------|-----------------|-----------------|---------------------------|--------------------------|----------------|----------------|
| Sturgis Twp | | | | | | | | | | | | |
| Sturgis School District [Non-PRE] | 0.0000 | 0.0000 | 1.1000 | 7.1282 | 25.9801 | St. Joseph | 2.9783 | 6.0000 | 2.7249 | 44.8115 | 10.5482 | 34.2633 |
| Sturgis School District [PRE] | 0.0000 | 0.0000 | 1.1000 | 7.1282 | 8.3500 | St. Joseph | 2.9783 | 6.0000 | 2.7249 | 27.1814 | 10.5482 | 16.6332 |
| Sturgis School District [Com. Personal] | 0.0000 | 0.0000 | 1.1000 | 7.1282 | 13.9801 | St. Joseph | 2.9783 | 6.0000 | 2.7249 | 32.8115 | 10.5482 | 22.2633 |
| Sturgis School District [Ind. Personal] | 0.0000 | 0.0000 | 1.1000 | 7.1282 | 8.3500 | St. Joseph | 2.9783 | 0.0000 | 2.7249 | 21.1814 | 4.5482 | 16.6332 |
| White Pigeon Twp | | | | | | | | | | | | |
| White Pigeon School District [Non-PRE] | 1.8569 | 0.0000 | 0.0000 | 7.1282 | 22.0000 | St. Joseph | 2.9783 | 6.0000 | 2.7249 | 42.6883 | 10.5482 | 32.1401 |
| White Pigeon School District [PRE] | 1.8569 | 0.0000 | 0.0000 | 7.1282 | 4.0000 | St. Joseph | 2.9783 | 6.0000 | 2.7249 | 24.6883 | 10.5482 | 14.1401 |
| White Pigeon School District [Com. Personal] | 1.8569 | 0.0000 | 0.0000 | 7.1282 | 10.0000 | St. Joseph | 2.9783 | 6.0000 | 2.7249 | 30.6883 | 10.5482 | 20.1401 |
| White Pigeon School District [Ind. Personal] | 1.8569 | 0.0000 | 0.0000 | 7.1282 | 4.0000 | St. Joseph | 2.9783 | 0.0000 | 2.7249 | 18.6883 | 4.5482 | 14.1401 |
| Three Rivers City | | | | | | | | | | | | |
| Three Rivers School District [Non-PRE] | 19.6158 | 1.0000 | 0.0000 | 7.1282 | 23.5600 | St. Joseph | 2.9783 | 6.0000 | 2.7249 | 62.0072 | 24.5285 | 37.4787 |
| Three Rivers School District [PRE] | 19.6158 | 1.0000 | 0.0000 | 7.1282 | 5.5600 | St. Joseph | 2.9783 | 6.0000 | 2.7249 | 44.0072 | 24.5285 | 19.4787 |
| Three Rivers School District [Com. Personal] | 19.6158 | 1.0000 | 0.0000 | 7.1282 | 11.5600 | St. Joseph | 2.9783 | 6.0000 | 2.7249 | 50.0072 | 24.5285 | 25.4787 |
| Three Rivers School District [Ind. Personal] | 19.6158 | 1.0000 | 0.0000 | 7.1282 | 5.5600 | St. Joseph | 2.9783 | 0.0000 | 2.7249 | 38.0072 | 18.5285 | 19.4787 |
| Sturgis City | | | | | | | | | | | | |
| Sturgis School District [Non-PRE] | 13.0285 | 0.0000 | 1.1000 | 7.1282 | 25.9801 | St. Joseph | 2.9783 | 6.0000 | 2.7249 | 57.8400 | 23.5767 | 34.2633 |
| Sturgis School District [PRE] | 13.0285 | 0.0000 | 1.1000 | 7.1282 | 8.3500 | St. Joseph | 2.9783 | 6.0000 | 2.7249 | 40.2099 | 23.5767 | 16.6332 |
| Sturgis School District [Com. Personal] | 13.0285 | 0.0000 | 1.1000 | 7.1282 | 13.9801 | St. Joseph | 2.9783 | 6.0000 | 2.7249 | 45.8400 | 23.5767 | 22.2633 |
| Sturgis School District [Ind. Personal] | 13.0285 | 0.0000 | 1.1000 | 7.1282 | 8.3500 | St. Joseph | 2.9783 | 0.0000 | 2.7249 | 34.2099 | 17.5767 | 16.6332 |
| Burr Oak Village | | | | | | | | | | | | |
| Burr Oak School District [Non-PRE] | 15.7624 | 0.0000 | 0.0000 | 7.1282 | 18.0000 | St. Joseph | 2.9783 | 6.0000 | 2.7249 | 52.5938 | 26.3106 | 26.2832 |
| Burr Oak School District [PRE] | 15.7624 | 0.0000 | 0.0000 | 7.1282 | 0.0000 | St. Joseph | 2.9783 | 6.0000 | 2.7249 | 34.5938 | 26.3106 | 8.2832 |
| Burr Oak School District [Com. Personal] | 15.7624 | 0.0000 | 0.0000 | 7.1282 | 6.0000 | St. Joseph | 2.9783 | 6.0000 | 2.7249 | 40.5938 | 26.3106 | 14.2832 |
| Burr Oak School District [Ind. Personal] | 15.7624 | 0.0000 | 0.0000 | 7.1282 | 0.0000 | St. Joseph | 2.9783 | 0.0000 | 2.7249 | 28.5938 | 20.3106 | 8.2832 |
| Centreville Village | | | | | | | | | | | | |
| Centreville School District [Non-PRE] | 12.2461 | 0.0000 | 0.0000 | 7.1282 | 24.6400 | St. Joseph | 2.9783 | 6.0000 | 2.7249 | 55.7175 | 22.7943 | 32.9232 |
| Centreville School District [PRE] | 12.2461 | 0.0000 | 0.0000 | 7.1282 | 6.6400 | St. Joseph | 2.9783 | 6.0000 | 2.7249 | 37.7175 | 22.7943 | 14.9232 |
| Centreville School District [Com. Personal] | 12.2461 | 0.0000 | 0.0000 | 7.1282 | 12.6400 | St. Joseph | 2.9783 | 6.0000 | 2.7249 | 43.7175 | 22.7943 | 20.9232 |
| Centreville School District [Ind. Personal] | 12.2461 | 0.0000 | 0.0000 | 7.1282 | 6.6400 | St. Joseph | 2.9783 | 0.0000 | 2.7249 | 31.7175 | 16.7943 | 14.9232 |
| Colon Village | | | | | | | | | | | | |
| Colon School District [Non-PRE] | 14.5710 | 0.0000 | 0.0000 | 7.1282 | 23.6000 | St. Joseph | 2.9783 | 6.0000 | 2.7249 | 57.0024 | 25.1192 | 31.8832 |
| Colon School District [PRE] | 14.5710 | 0.0000 | 0.0000 | 7.1282 | 5.6000 | St. Joseph | 2.9783 | 6.0000 | 2.7249 | 39.0024 | 25.1192 | 13.8832 |
| Colon School District [Com. Personal] | 14.5710 | 0.0000 | 0.0000 | 7.1282 | 11.6000 | St. Joseph | 2.9783 | 6.0000 | 2.7249 | 45.0024 | 25.1192 | 19.8832 |
| Colon School District [Ind. Personal] | 14.5710 | 0.0000 | 0.0000 | 7.1282 | 5.6000 | St. Joseph | 2.9783 | 0.0000 | 2.7249 | 33.0024 | 19.1192 | 13.8832 |
| Constantine Village | | | | | | | | | | | | |
| Constantine School District [Non-PRE] | 16.0500 | 0.0000 | 0.0000 | 7.1282 | 24.8000 | St. Joseph | 2.9783 | 6.0000 | 2.7249 | 59.6814 | 26.5982 | 33.0832 |
| Constantine School District [PRE] | 16.0500 | 0.0000 | 0.0000 | 7.1282 | 6.8000 | St. Joseph | 2.9783 | 6.0000 | 2.7249 | 41.6814 | 26.5982 | 15.0832 |
| Constantine School District [Com. Personal] | 16.0500 | 0.0000 | 0.0000 | 7.1282 | 12.8000 | St. Joseph | 2.9783 | 6.0000 | 2.7249 | 47.6814 | 26.5982 | 21.0832 |
| Constantine School District [Ind. Personal] | 16.0500 | 0.0000 | 0.0000 | 7.1282 | 6.8000 | St. Joseph | 2.9783 | 0.0000 | 2.7249 | 35.6814 | 20.5982 | 15.0832 |
| Mendon Village | | | | | | | | | | | | |
| Mendon School District [Non-PRE] | 9.1643 | 0.0000 | 0.0000 | 7.1282 | 26.0000 | St. Joseph | 2.9783 | 6.0000 | 2.7249 | 53.9957 | 19.7125 | 34.2832 |
| Mendon School District [PRE] | 9.1643 | 0.0000 | 0.0000 | 7.1282 | 8.0000 | St. Joseph | 2.9783 | 6.0000 | 2.7249 | 35.9957 | 19.7125 | 16.2832 |
| Mendon School District [Com. Personal] | 9.1643 | 0.0000 | 0.0000 | 7.1282 | 14.0000 | St. Joseph | 2.9783 | 6.0000 | 2.7249 | 41.9957 | 19.7125 | 22.2832 |
| Mendon School District [Ind. Personal] | 9.1643 | 0.0000 | 0.0000 | 7.1282 | 8.0000 | St. Joseph | 2.9783 | 0.0000 | 2.7249 | 29.9957 | 13.7125 | 16.2832 |
| White Pigeon Village | | | | | | | | | | | | |
| White Pigeon Oak School District [Non-PRE] | 10.2087 | 0.0000 | 0.0000 | 7.1282 | 22.0000 | St. Joseph | 2.9783 | 6.0000 | 2.7249 | 51.0401 | 20.7569 | 30.2832 |
| White Pigeon School District [PRE] | 10.2087 | 0.0000 | 0.0000 | 7.1282 | 4.0000 | St. Joseph | 2.9783 | 6.0000 | 2.7249 | 33.0401 | 20.7569 | 12.2832 |
| White Pigeon School District [Com. Personal] | 10.2087 | 0.0000 | 0.0000 | 7.1282 | 10.0000 | St. Joseph | 2.9783 | 6.0000 | 2.7249 | 39.0401 | 20.7569 | 18.2832 |
| White Pigeon School District [Ind. Personal] | 10.2087 | 0.0000 | 0.0000 | 7.1282 | 4.0000 | St. Joseph | 2.9783 | 0.0000 | 2.7249 | 27.0401 | 14.7569 | 12.2832 |

2014 St. Joseph County Taxable values

| Government Unit School District & Taxable Status | Total Gov't Unit | DDA | Sturgis Library | Total County | Total School | I.S.D Name | Total I.S.D. | Comm. College Name | Total Comm. College |
|---|------------------|-----|--------------------|-----------------|-----------------|---------------|-----------------|--------------------------|---------------------------|
| Burr Oak Twp | \$57,877,100 | \$0 | \$0 | \$57,877,100 | | Branch | \$58,934 | None | |
| Bronson School District [Non-PRE] | | | | | \$4,423 | | | | |
| Bronson School District [PRE] | | | | | \$54,511 | | | | |
| Bronson School District [Com. Personal] | | | | | \$0 | | | | |
| Bronson School District [Ind. Personal] | | | | | \$0 | | | | |
| | | | | School Total | \$58,934 | | | | |
| Burr Oak School District [Non-PRE] | | | | | \$8,376,593 | St. Joseph | \$33,055,668 | Glen Oaks | \$33,055,668 |
| Burr Oak School District [PRE] | | | | | \$24,315,875 | | | | |
| Burr Oak School District [Com. Personal] | | | | | \$99,900 | | | | |
| Burr Oak School District [Ind. Personal] | | | | | \$263,300 | | | | |
| | | | | School Total | \$33,055,668 | | | | |
| Colon School District [Non-PRE] | | | | | \$747,293 | St. Joseph | \$3,918,790 | Glen Oaks | \$3,918,790 |
| Colon School District [PRE] | | | | | \$3,171,497 | | | | |
| Colon School District [Com. Personal] | | | | | \$0 | | | | |
| Colon School District [Ind. Personal] | | | | | \$0 | | | | |
| | | | | School Total | \$3,918,790 | | | | |
| Nottawa School District [Non-PRE] | | | | | \$39,529 | St. Joseph | \$421,906 | Glen Oaks | \$421,906 |
| Nottawa School District [PRE] | | | | | \$382,377 | | | | |
| Nottawa School District [Com. Personal] | | | | | \$0 | | | | |
| Nottawa School District [Ind. Personal] | | | | | \$0 | | | | |
| | | | | School Total | \$421,906 | | | | |
| Sturgis School District [Non-PRE] | | | | | \$3,057,916 | St. Joseph | \$20,421,802 | Glen Oaks | \$20,421,802 |
| Sturgis School District [PRE] | | | | | \$17,355,286 | | | | |
| Sturgis School District [Com. Personal] | | | | | \$8,600 | | | | |
| Sturgis School District [Ind. Personal] | | | | | \$0 | | | | |
| | | | | School Total | \$20,421,802 | | | | |
| Colon Twp | \$94,794,457 | \$0 | \$0 | \$94,794,457 | | St. Joseph | \$2,469,065 | Glen Oaks | \$2,469,065 |
| Burr Oak School District [Non-PRE] | | | | | \$1,134,621 | | | | |
| Burr Oak School District [PRE] | | | | | \$1,232,544 | | | | |
| Burr Oak School District [Com. Personal] | | | | | \$101,900 | | | | |
| Burr Oak School District [Ind. Personal] | | | | | \$0 | | | | |
| | | | | School Total | \$2,469,065 | | | | |
| Colon School District [Non-PRE] | | | | | \$34,809,788 | St. Joseph | \$89,866,113 | Glen Oaks | \$89,866,113 |
| Colon School District [PRE] | | | | | \$53,146,525 | | | | |
| Colon School District [Com. Personal] | | | | | \$773,500 | | | | |
| Colon School District [Ind. Personal] | | | | | \$1,136,300 | | | | |
| | | | | School Total | \$89,866,113 | | | | |
| Mendon School District [Non-PRE] | | | | | \$10,800 | St. Joseph | \$396,945 | Glen Oaks | \$396,945 |
| Mendon School District [PRE] | | | | | \$386,145 | | | | |
| Mendon School District [Com. Personal] | | | | | \$0 | | | | |
| Mendon School District [Ind. Personal] | | | | | \$0 | | | | |
| | | | | School Total | \$396,945 | | | | |
| Nottawa School District [Non-PRE] | | | | | \$321,123 | St. Joseph | \$2,062,334 | Glen Oaks | \$2,062,334 |
| Nottawa School District [PRE] | | | | | \$1,741,211 | | | | |
| Nottawa School District [Com. Personal] | | | | | \$0 | | | | |
| Nottawa School District [Ind. Personal] | | | | | \$0 | | | | |
| | | | | School Total | \$2,062,334 | | | | |
| Constantine Twp | \$115,403,546 | \$0 | \$0 | \$115,403,546 | | St. Joseph | \$110,630,451 | Glen Oaks | \$110,630,451 |
| Constantine School District [Non-PRE] | | | | | \$37,431,941 | | | | |
| Constantine School District [PRE] | | | | | \$55,548,699 | | | | |
| Constantine School District [Com. Personal] | | | | | \$2,248,911 | | | | |
| Constantine School District [Ind. Personal] | | | | | \$15,400,900 | | | | |
| | | | | School Total | \$110,630,451 | | | | |
| Three Rivers School District [Non-PRE] | | | | | \$522,300 | St. Joseph | \$3,881,776 | Glen Oaks | \$3,881,776 |
| Three Rivers School District [PRE] | | | | | \$3,359,476 | | | | |
| Three Rivers School District [Com. Personal] | | | | | \$0 | | | | |
| Three Rivers School District [Ind. Personal] | | | | | \$0 | | | | |
| | | | | School Total | \$3,881,776 | | | | |
| White Pigeon School District [Non-PRE] | | | | | \$230,381 | St. Joseph | \$891,319 | Glen Oaks | \$891,319 |
| White Pigeon School District [PRE] | | | | | \$660,938 | | | | |
| White Pigeon School District [Com. Personal] | | | | | \$0 | | | | |
| White Pigeon School District [Ind. Personal] | | | | | \$0 | | | | |
| | | | | School Total | \$891,319 | | | | |
| Fabius Twp | \$168,460,083 | \$0 | \$0 | \$168,460,083 | | St. Joseph | \$262,594 | Glen Oaks | \$262,594 |
| Constantine School District [Non-PRE] | | | | | \$134,649 | | | | |
| Constantine School District [PRE] | | | | | \$127,945 | | | | |
| Constantine School District [Com. Personal] | | | | | \$0 | | | | |
| Constantine School District [Ind. Personal] | | | | | \$0 | | | | |
| | | | | School Total | \$262,594 | | | | |
| Three Rivers School District [Non-PRE] | | | | | \$72,189,269 | St. Joseph | \$168,197,489 | Glen Oaks | \$168,197,489 |
| Three Rivers School District [PRE] | | | | | \$94,546,020 | | | | |
| Three Rivers School District [Com. Personal] | | | | | \$1,070,900 | | | | |
| Three Rivers School District [Ind. Personal] | | | | | \$391,300 | | | | |
| | | | | School Total | \$168,197,489 | | | | |
| Fawn River Twp | \$34,649,398 | \$0 | \$34,649,398 | \$34,649,398 | | St. Joseph | \$34,649,398 | Glen Oaks | \$34,649,398 |
| Sturgis School District [Non-PRE] | | | | | \$6,246,381 | | | | |
| Sturgis School District [PRE] | | | | | \$28,240,017 | | | | |
| Sturgis School District [Com. Personal] | | | | | \$163,000 | | | | |
| Sturgis School District [Ind. Personal] | | | | | \$0 | | | | |
| | | | | School Total | \$34,649,398 | | | | |

2014 St. Joseph County Taxable values

| Government Unit School District & Taxable Status | Total Gov't Unit | DDA | Sturgis Library | Total County | Total School | I.S.D Name | Total I.S.D. | Comm. College Name | Total Comm. College |
|--|------------------|-----|--------------------|-----------------|--|---------------|-----------------|--------------------------|---------------------------|
| Florence Twp Centreville School District [Non-PRE] Centreville School District [PRE] Centreville School District [Com. Personal] Centreville School District [Ind. Personal] | \$41,304,005 | \$0 | \$0 | \$41,304,005 | \$3,527,830 \$14,417,503 \$28,900 \$0 \$17,974,233 | St. Joseph | \$17,974,233 | Glen Oaks | \$17,974,233 |
| Constantine School District [Non-PRE] Constantine School District [PRE] Constantine School District [Com. Personal] Constantine School District [Ind. Personal] | | | | | \$1,588,965 \$9,988,959 \$185,200 \$0 \$11,763,124 | St. Joseph | \$11,763,124 | Glen Oaks | \$11,763,124 |
| Three Rivers School District [Non-PRE] Three Rivers School District [PRE] Three Rivers School District [Com. Personal] Three Rivers School District [Ind. Personal] | | | | | \$1,825,501 \$3,598,263 \$0 \$0 \$5,423,764 | St. Joseph | \$5,423,764 | Glen Oaks | \$5,423,764 |
| White Pigeon School District [Non-PRE] White Pigeon School District [PRE] White Pigeon School District [Com. Personal] White Pigeon School District [Ind. Personal] | | | | | \$1,094,795 \$5,007,089 \$41,000 \$0 \$6,142,884 | St. Joseph | \$6,142,884 | Glen Oaks | \$6,142,884 |
| Flowerfield Twp Marcellus School District [Non-PRE] Marcellus School District [PRE] Marcellus School District [Com. Personal] Marcellus School District [Ind. Personal] | \$51,175,800 | \$0 | \$0 | \$51,175,800 | \$651,937 \$4,755,251 \$29,394 \$0 \$5,436,582 | Lewis Cass | \$5,436,582 | None | |
| Three Rivers School District [Non-PRE] Three Rivers School District [PRE] Three Rivers School District [Com. Personal] Three Rivers School District [Ind. Personal] | | | | | \$9,783,956 \$35,679,743 \$275,519 \$0 \$45,739,218 | St. Joseph | \$45,739,218 | Glen Oaks | \$45,739,218 |
| Leonidas Twp Athens School District [Non-PRE] Athens School District [PRE] Athens School District [Com. Personal] Athens School District [Ind. Personal] | \$41,659,659 | \$0 | \$0 | \$41,659,659 | \$5,600 \$271,841 \$0 \$0 \$277,441 | Calhoun | \$277,441 | Kellogg | \$277,441 |
| Colon School District [Non-PRE] Colon School District [PRE] Colon School District [Com. Personal] Colon School District [Ind. Personal] | | | | | \$9,655,741 \$26,384,301 \$112,300 \$0 \$36,152,342 | St. Joseph | \$36,152,342 | Glen Oaks | \$36,152,342 |
| Mendon School District [Non-PRE] Mendon School District [PRE] Mendon School District [Com. Personal] Mendon School District [Ind. Personal] | | | | | \$2,423,017 \$1,707,879 \$300 \$0 \$4,131,196 | St. Joseph | \$4,131,196 | Glen Oaks | \$4,131,196 |
| Vicksburg School District [Non-PRE] Vicksburg School District [PRE] Vicksburg School District [Com. Personal] Vicksburg School District [Ind. Personal] | | | | | \$142,491 \$956,189 \$0 \$0 \$1,098,680 | K-Resa | \$1,098,680 | KVCC | \$1,098,680 |
| Lockport Twp Centreville School District [Non-PRE] Centreville School District [PRE] Centreville School District [Com. Personal] Centreville School District [Ind. Personal] | \$101,383,161 | \$0 | \$0 | \$101,383,161 | \$4,832,365 \$20,577,232 \$9,800 \$93,100 \$25,512,497 | St. Joseph | \$25,512,497 | Glen Oaks | \$25,512,497 |
| Mendon School District [Non-PRE] Mendon School District [PRE] Mendon School District [Com. Personal] Mendon School District [Ind. Personal] | | | | | \$331,614 \$916,062 \$0 \$0 \$1,247,676 | St. Joseph | \$1,247,676 | Glen Oaks | \$1,247,676 |
| Three Rivers School District [Non-PRE] Three Rivers School District [PRE] Three Rivers School District [Com. Personal] Three Rivers School District [Ind. Personal] | | | | | \$17,032,187 \$57,018,601 \$572,200 \$0 \$74,622,988 | St. Joseph | \$74,622,988 | Glen Oaks | \$74,622,988 |
| Mendon Twp Mendon School District [Non-PRE] Mendon School District [PRE] Mendon School District [Com. Personal] Mendon School District [Ind. Personal] | \$90,692,548 | \$0 | \$0 | \$90,692,548 | \$29,677,383 \$44,127,889 \$737,400 \$11,279,500 \$85,822,172 | St. Joseph | \$85,822,172 | Glen Oaks | \$85,822,172 |
| Vicksburg School District [Non-PRE] Vicksburg School District [PRE] Vicksburg School District [Com. Personal] Vicksburg School District [Ind. Personal] | | | | | \$1,914,311 \$2,888,665 \$67,400 \$0 \$4,870,376 | K-Resa | \$4,870,376 | KVCC | \$4,870,376 |
| Mottville Twp Constantine School District [Non-PRE] Constantine School District [PRE] Constantine School District [Com. Personal] Constantine School District [Ind. Personal] | \$57,751,665 | \$0 | \$0 | \$57,751,665 | \$1,646,995 \$8,128,666 \$111,500 \$0 \$9,887,161 | St. Joseph | \$9,887,161 | Glen Oaks | \$9,887,161 |
| White Pigeon School District [Non-PRE] White Pigeon School District [PRE] White Pigeon School District [Com. Personal] White Pigeon School District [Ind. Personal] | | | | | \$19,203,142 \$20,614,962 \$2,309,200 \$5,737,200 \$47,864,504 | St. Joseph | \$47,864,504 | Glen Oaks | \$47,864,504 |

2014 St. Joseph County Taxable values

| Government Unit School District & Taxable Status | Total Gov't Unit | DDA | Sturgis Library | Total County | Total School | I.S.D Name | Total I.S.D. | Comm. College Name | Total Comm. College |
|--|------------------|--------------|--------------------|-----------------|--|---------------|-----------------|--------------------------|---------------------------|
| Notawa Twp Centreville School District [Non-PRE] Centreville School District [PRE] Centreville School District [Com. Personal] Centreville School District [Ind. Personal] | \$114,677,633 | \$0 | \$0 | \$114,677,633 | \$16,828,489 \$35,808,916 \$1,016,800 \$564,200 \$54,218,405 | St. Joseph | \$54,218,405 | Glen Oaks | \$54,218,405 |
| Colon School District [Non-PRE] Colon School District [PRE] Colon School District [Com. Personal] Colon School District [Ind. Personal] | | | | School Total | \$813,998 \$2,652,402 \$61,900 \$0 \$3,328,300 | St. Joseph | \$3,328,300 | Glen Oaks | \$3,328,300 |
| Mendon School District [Non-PRE] Mendon School District [PRE] Mendon School District [Com. Personal] Mendon School District [Ind. Personal] | | | | School Total | \$1,733,727 \$8,624,237 \$145,000 \$0 \$10,502,964 | St. Joseph | \$10,502,964 | Glen Oaks | \$10,502,964 |
| Nottawa School District [Non-PRE] Nottawa School District [PRE] Nottawa School District [Com. Personal] Nottawa School District [Ind. Personal] | | | | School Total | \$15,956,187 \$30,484,477 \$187,300 \$0 \$46,627,964 | St. Joseph | \$46,627,964 | Glen Oaks | \$46,627,964 |
| Park Twp Mendon School District [Non-PRE] Mendon School District [PRE] Mendon School District [Com. Personal] Mendon School District [Ind. Personal] | \$121,533,349 | \$0 | \$0 | \$121,533,349 | \$14,212,590 \$19,838,158 \$154,900 \$2,549,400 \$36,755,048 | St. Joseph | \$36,755,048 | Glen Oaks | \$36,755,048 |
| Three Rivers School District [Non-PRE] Three Rivers School District [PRE] Three Rivers School District [Com. Personal] Three Rivers School District [Ind. Personal] | | | | School Total | \$29,846,763 \$44,394,287 \$823,500 \$2,305,700 \$77,370,250 | St. Joseph | \$77,370,250 | Glen Oaks | \$77,370,250 |
| Vicksburg School District [Non-PRE] Vicksburg School District [PRE] Vicksburg School District [Com. Personal] Vicksburg School District [Ind. Personal] | | | | School Total | \$771,644 \$6,562,749 \$0 \$0 \$7,334,393 | K-Resa | \$7,334,393 | KVCC | \$7,334,393 |
| Sherman Twp Burr Oak School District [Non-PRE] Burr Oak School District [PRE] Burr Oak School District [Com. Personal] Burr Oak School District [Ind. Personal] | \$125,049,952 | \$0 | \$125,049,952 | \$125,049,952 | \$3,600 \$0 \$0 \$0 \$3,600 | St. Joseph | \$3,600 | Glen Oaks | \$3,600 |
| Centreville School District [Non-PRE] Centreville School District [PRE] Centreville School District [Com. Personal] Centreville School District [Ind. Personal] | | | | School Total | \$17,600,144 \$39,169,679 \$21,100 \$0 \$56,790,923 | St. Joseph | \$56,790,923 | Glen Oaks | \$56,790,923 |
| Nottawa School District [Non-PRE] Nottawa School District [PRE] Nottawa School District [Com. Personal] Nottawa School District [Ind. Personal] | | | | School Total | \$3,426,469 \$5,004,129 \$0 \$0 \$8,430,598 | St. Joseph | \$8,430,598 | Glen Oaks | \$8,430,598 |
| Sturgis School District [Non-PRE] Sturgis School District [PRE] Sturgis School District [Com. Personal] Sturgis School District [Ind. Personal] | | | | School Total | \$14,243,801 \$45,401,930 \$47,600 \$0 \$59,693,331 | St. Joseph | \$59,693,331 | Glen Oaks | \$59,693,331 |
| White Pigeon School District [Non-PRE] White Pigeon School District [PRE] White Pigeon School District [Com. Personal] White Pigeon School District [Ind. Personal] | | | | School Total | \$0 \$131,500 \$0 \$0 \$131,500 | St. Joseph | \$131,500 | Glen Oaks | \$131,500 |
| Sturgis Twp Sturgis School District [Non-PRE] Sturgis School District [PRE] Sturgis School District [Com. Personal] Sturgis School District [Ind. Personal] | \$48,973,945 | \$0 | \$48,973,945 | \$48,973,945 | \$14,657,698 \$32,717,643 \$189,904 \$1,408,700 \$48,973,945 | St. Joseph | \$48,973,945 | Glen Oaks | \$48,973,945 |
| White Pigeon Twp White Pigeon School District [Non-PRE] White Pigeon School District [PRE] White Pigeon School District [Com. Personal] White Pigeon School District [Ind. Personal] | \$190,795,980 | \$0 | \$0 | \$190,795,980 | \$101,232,459 \$84,744,621 \$564,700 \$4,254,200 \$190,795,980 | St. Joseph | \$190,795,980 | Glen Oaks | \$190,795,980 |
| Three Rivers City Three Rivers School District [Non-PRE] Three Rivers School District [PRE] Three Rivers School District [Com. Personal] Three Rivers School District [Ind. Personal] | \$206,734,879 | \$11,559,128 | \$0 | \$206,734,879 | \$92,688,593 \$47,084,186 \$9,933,200 \$57,028,900 \$206,734,879 | St. Joseph | \$206,734,879 | Glen Oaks | \$206,734,879 |
| Sturgis City Sturgis School District [Non-PRE] Sturgis School District [PRE] Sturgis School District [Com. Personal] Sturgis School District [Ind. Personal] | \$240,581,501 | \$0 | \$240,581,501 | \$240,581,501 | \$95,598,497 \$86,871,304 \$6,540,800 \$51,570,900 \$240,581,501 | St. Joseph | \$240,581,501 | Glen Oaks | \$240,581,501 |
| Burr Oak Village | \$7,695,361 | | | | | | | | |
| Centreville Village (Lockport) | \$1,974,010 | | | | | | | | |
| Centreville Village (Nottawa) | \$18,317,755 | | | | | | | | |
| Colon Village | \$25,506,708 | | | | | | | | |
| Constantine Village | \$47,444,198 | | | | | | | | |
| Mendon Village | \$24,902,972 | | | | | | | | |
| White Pigeon Village | \$26,331,135 | | | | | | | | |

Burr Oak Township

2014 Ad Valorem Taxes

| Taxing Entity | Name | Item of Tax | 2014 Taxable Valuation | Amount of Tax Mills | Estimate of Tax Dollars | Total Tax Mills | Total Est. Tax Dollars |
|--------------------|------------------|----------------------|------------------------|---------------------|-------------------------|-----------------|------------------------|
| County | St Joseph | Operating | \$57,877,100 | 4.5482 | \$263,237 | 7.1282 | \$412,560 |
| | | Roads | | 1.0000 | \$57,877 | | |
| | | 911 | | 0.5000 | \$28,939 | | |
| | | C.O.A | | 0.7500 | \$43,408 | | |
| | | Transportation | | 0.3300 | \$19,099 | | |
| Township | Burr Oak | Operating | \$57,877,100 | 0.9144 | | | \$52,923 |
| Village | Burr Oak | Operating | \$7,695,361 | 11.2589 | \$86,641 | 15.7624 | \$121,297 |
| | | Muni/Hwy | | 4.5035 | \$34,656 | | |
| School District | Bronson | Operating | | 17.7264 | | | |
| | | Operating Com. Pers. | | 5.7264 | | | |
| | | Sinking Fund | | 2.0000 | | | |
| | | Total Non-PRE | \$4,423 | 19.7264 | \$87 | | \$139 |
| | | Total PRE | \$54,511 | 2.0000 | \$9 | | |
| | | Total Com Personal | \$0 | 7.7264 | \$34 | | |
| | | Total Ind Personal | \$0 | 2.0000 | \$9 | | |
| TOTAL COMBINED | \$58,934 | | | | | | |
| School District | Burr Oak | Operating | | 18.0000 | | | |
| | | Operating Com. Pers. | | 6.0000 | | | |
| | | Total Non-PRE | \$8,376,593 | 18.0000 | \$150,779 | | \$296,674 |
| | | Total PRE | \$24,315,875 | 0.0000 | \$0 | | |
| | | Total Com Personal | \$99,900 | 6.0000 | \$145,895 | | |
| | | Total Ind Personal | \$263,300 | 0.0000 | \$0 | | |
| TOTAL COMBINED | \$33,055,668 | | | | | | |
| School District | Colon | Operating | | 18.0000 | | | |
| | | Operating Com. Pers. | | 6.0000 | | | |
| | | Debt | | 5.6000 | | | |
| | | Total Non-PRE | \$747,293 | 23.6000 | \$17,636 | | \$35,396 |
| | | Total PRE | \$3,171,497 | 5.6000 | \$17,760 | | |
| | | Total Com Personal | \$0 | 11.6000 | \$0 | | |
| Total Ind Personal | \$0 | 5.6000 | \$0 | | | | |
| TOTAL COMBINED | \$3,918,790 | | | | | | |
| School District | Nottawa | Operating | | 18.0000 | | | |
| | | Operating Com. Pers. | | 6.0000 | | | |
| | | Total Non-PRE | \$39,529 | 18.0000 | \$712 | | \$712 |
| | | Total PRE | \$382,377 | 0.0000 | \$0 | | |
| | | Total Com Personal | \$0 | 6.0000 | \$0 | | |
| | | Total Ind Personal | \$0 | 0.0000 | \$0 | | |
| TOTAL COMBINED | \$421,906 | | | | | | |

| | | | | | | |
|-----------------|----------------|-----------------------|---------------------|---------|-----------|------------------|
| | | Operating | | 17.6301 | | |
| | | Operating Com. Pers. | | 5.6301 | | |
| | | Debt | | 8.3500 | | |
| School District | Sturgis | Total Non-PRE | \$3,057,916 | 25.9801 | \$79,445 | \$224,482 |
| | | Total PRE | \$17,355,286 | 8.3500 | \$144,917 | |
| | | Total Com Personal | \$8,600 | 13.9801 | \$120 | |
| | | Total Ind Personal | \$0 | 8.3500 | \$0 | |
| | | TOTAL COMBINED | \$20,421,802 | | | |

| | | | | | | | |
|----------------|------------------|-------------|--------------|--------|-----------|--------|------------------|
| | Branch | Operating | \$58,934 | 0.1716 | \$10 | 8.2061 | \$484 |
| Interm. School | | Extra Voted | | 8.0345 | \$474 | | |
| | St Joseph | Operating | \$57,818,166 | 0.2283 | \$13,200 | 2.9783 | \$172,200 |
| | | Extra Voted | | 2.7500 | \$159,000 | | |

| | | | | | | | |
|---------------|------------------|--|--------------|--------|--|--|------------------|
| Comm. College | Glen Oaks | | \$57,818,166 | 2.7249 | | | \$157,549 |
|---------------|------------------|--|--------------|--------|--|--|------------------|

| | | | | | | | |
|-----------------|-----------------|--|--------------|--------|--|--|------------------|
| State Education | Michigan | | \$57,613,800 | 6.0000 | | | \$345,683 |
|-----------------|-----------------|--|--------------|--------|--|--|------------------|

| Totals for Taxable Status by School District | Summer | Winter | Total |
|---|---------------|---------------|--------------|
| Bronson School District(Non-PRE) | 10.5482 | 31.4269 | 41.9751 |
| Bronson School District(PRE) | 10.5482 | 13.7005 | 24.2487 |
| Bronson School District(Com. Personal) | 10.5482 | 19.4269 | 29.9751 |
| Bronson School District(Ind. Personal) | 4.5482 | 13.7005 | 18.2487 |
| Burr Oak School District(Non-PRE) | 10.5482 | 27.1976 | 37.7458 |
| Burr Oak School District(PRE) | 10.5482 | 9.1976 | 19.7458 |
| Burr Oak School District(Com. Personal) | 10.5482 | 15.1976 | 25.7458 |
| Burr Oak School District(Ind. Personal) | 4.5482 | 9.1976 | 13.7458 |
| Colon School District(Non-PRE) | 10.5482 | 32.7976 | 43.3458 |
| Colon School District(PRE) | 10.5482 | 14.7976 | 25.3458 |
| Colon School District(Com. Personal) | 10.5482 | 20.7976 | 31.3458 |
| Colon School District(Ind. Personal) | 4.5482 | 14.7976 | 19.3458 |
| Nottawa School District(Non-PRE) | 10.5482 | 27.1976 | 37.7458 |
| Nottawa School District(PRE) | 10.5482 | 9.1976 | 19.7458 |
| Nottawa School District(Com. Personal) | 10.5482 | 15.1976 | 25.7458 |
| Nottawa School District(Ind. Personal) | 4.5482 | 9.1976 | 13.7458 |
| Sturgis School District(Non-PRE) | 10.5482 | 35.1777 | 45.7259 |
| Sturgis School District(PRE) | 10.5482 | 17.5476 | 28.0958 |
| Sturgis School District(Com. Personal) | 10.5482 | 23.1777 | 33.7259 |
| Sturgis School District(Ind. Personal) | 4.5482 | 17.5476 | 22.0958 |
| <i>*Parcels located within Village limits add</i> | 15.7624 | 0.0000 | 15.7624 |

Colon Township

2014 Ad Valorem Taxes

| Taxing Entity | Name | Item of Tax | 2014 Taxable Valuation | Amount of Tax Mills | Estimate of Tax Dollars | Total Tax Mills | Total Est. Tax Dollars |
|-----------------------|---------------------|-----------------------|------------------------|---------------------|-------------------------|-----------------|------------------------|
| County | St Joseph | Operating | \$94,794,457 | 4.5482 | \$431,144 | 7.1282 | \$675,714 |
| | | Roads | | 1.0000 | \$94,794 | | |
| | | 911 | | 0.5000 | \$47,397 | | |
| | | C.O.A | | 0.7500 | \$71,096 | | |
| | | Transportation | | 0.3300 | \$31,282 | | |
| Township | Colon | Operating | \$94,794,457 | 0.8947 | \$84,813 | 4.1855 | \$396,762 |
| | | Library Operating | | 0.8947 | \$84,813 | | |
| | | Library Debt | | 0.7510 | \$71,191 | | |
| | | Ambulance | | 0.1917 | \$18,172 | | |
| | | Fire | | 1.4534 | \$137,774 | | |
| Village | Colon | Operating | \$25,506,706 | 11.0209 | \$281,107 | 14.57101 | \$371,658 |
| | | Extra Voted | | 0.4224 | \$10,773 | | |
| | | Fire | | 2.7463 | \$70,049 | | |
| | | Ambulance | | 0.38147 | \$9,730 | | |
| School District | Burr Oak | Operating | | 18.0000 | | | |
| | | Operating Com. Pers. | | 6.0000 | | | |
| | | Total Non-PRE | \$1,134,621 | 18.0000 | \$20,423 | | \$21,035 |
| | | Total PRE | \$1,232,544 | 0.0000 | \$0 | | |
| | | Total Com Personal | \$101,900 | 6.0000 | \$611 | | |
| | | Total Ind Personal | \$0 | 0.0000 | \$0 | | |
| | | TOTAL COMBINED | \$2,469,065 | | | | |
| School District | Colon | Operating | | 18.0000 | | | |
| | | Operating Com. Pers. | | 6.0000 | | | |
| | | Debt | | 5.6000 | | | |
| | | Total Non-PRE | \$34,809,788 | 23.6000 | \$821,511 | | \$1,134,467 |
| | | Total PRE | \$53,146,525 | 5.6000 | \$297,621 | | |
| | | Total Com Personal | \$773,500 | 11.6000 | \$8,973 | | |
| | | Total Ind Personal | \$1,136,300 | 5.6000 | \$6,363 | | |
| TOTAL COMBINED | \$89,866,113 | | | | | | |
| School District | Mendon | Operating | | 18.0000 | | | |
| | | Operating Com. Pers. | | 6.0000 | | | |
| | | Debt | | 8.0000 | | | |
| | | Total Non-PRE | \$10,800 | 26.0000 | \$281 | | \$3,370 |
| | | Total PRE | \$386,145 | 8.0000 | \$3,089 | | |
| | | Total Com Personal | \$0 | 14.0000 | \$0 | | |
| | | Total Ind Personal | \$0 | 8.0000 | \$0 | | |
| TOTAL COMBINED | \$396,945 | | | | | | |
| School District | Nottawa | Operating | | 18.0000 | | | |
| | | Operating Com. Pers. | | 6.0000 | | | |
| | | Total Non-PRE | \$321,123 | 18.0000 | \$5,780 | | \$5,780 |
| | | Total PRE | \$1,741,211 | 0.0000 | \$0 | | |
| | | Total Com Personal | \$0 | 6.0000 | \$0 | | |
| | | Total Ind Personal | \$0 | 0.0000 | \$0 | | |
| | | TOTAL COMBINED | \$2,062,334 | | | | |

| | | | | | | | |
|----------------|------------------|--------------------------|--------------|------------------|-----------------------|--------|------------------|
| Interm. School | St Joseph | Operating Extra Voted | \$94,794,457 | 0.2283 2.7500 | \$21,642 \$260,685 | 2.9783 | \$282,326 |
|----------------|------------------|--------------------------|--------------|------------------|-----------------------|--------|------------------|

| | | | | | | | |
|---------------|------------------|--|--------------|--------|--|--|------------------|
| Comm. College | Glen Oaks | | \$94,794,457 | 2.7249 | | | \$258,305 |
|---------------|------------------|--|--------------|--------|--|--|------------------|

| | | | | | | | |
|-----------------|-----------------|--|--------------|--------|--|--|------------------|
| State Education | Michigan | | \$93,658,157 | 6.0000 | | | \$561,949 |
|-----------------|-----------------|--|--------------|--------|--|--|------------------|

| Totals for Taxable Status by School District | Summer | Winter | Total |
|---|---------------|---------------|--------------|
| Burr Oak School District(Non-PRE) | 10.5482 | 30.4687 | 41.0169 |
| Burr Oak School District(PRE) | 10.5482 | 12.4687 | 23.0169 |
| Burr Oak School District(Com. Personal) | 10.5482 | 18.4687 | 29.0169 |
| Burr Oak School District(Ind. Personal) | 4.5482 | 12.4687 | 17.0169 |
| Colon School District(Non-PRE) | 10.5482 | 36.0687 | 46.6169 |
| Colon School District(PRE) | 10.5482 | 18.0687 | 28.6169 |
| Colon School District(Com. Personal) | 10.5482 | 24.0687 | 34.6169 |
| Colon School District(Ind. Personal) | 4.5482 | 18.0687 | 22.6169 |
| Mendon School District(Non-PRE) | 10.5482 | 38.4687 | 49.0169 |
| Mendon School District(PRE) | 10.5482 | 20.4687 | 31.0169 |
| Mendon School District(Com. Personal) | 10.5482 | 26.4687 | 37.0169 |
| Mendon School District(Ind. Personal) | 4.5482 | 20.4687 | 25.0169 |
| Nottawa School District(Non-PRE) | 10.5482 | 30.4687 | 41.0169 |
| Nottawa School District(PRE) | 10.5482 | 12.4687 | 23.0169 |
| Nottawa School District(Com. Personal) | 10.5482 | 18.4687 | 29.0169 |
| Nottawa School District(Ind. Personal) | 4.5482 | 12.4687 | 17.0169 |
| <i>*Parcels located within Village limits add</i> | 14.5710 | 0.0000 | 14.5710 |

Constantine

2014 Ad Valorem Taxes

| Taxing Entity | Name | Item of Tax | 2014 Taxable Valuation | Amount of Tax Mills | Estimate of Tax Dollars | Total Tax Mills | Total Est. Tax Dollars |
|--------------------|---------------------|----------------------|------------------------|---------------------|-------------------------|-----------------|------------------------|
| County | St Joseph | Operating | \$115,403,546 | 4.5482 | \$524,878 | 7.1282 | \$822,620 |
| | | Roads | | 1.0000 | \$115,404 | | |
| | | 911 | | 0.5000 | \$57,702 | | |
| | | C.O.A | | 0.7500 | \$86,553 | | |
| | | Transportation | | 0.3300 | \$38,083 | | |
| Township | Constantine | Operating | \$115,403,546 | 0.5000 | \$57,702 | 1.4452 | \$166,781 |
| | | Library Operating | | 0.9452 | \$109,079 | | |
| Village | Constantine | Operating | \$47,444,198 | 10.7500 | \$510,025 | 16.0500 | \$761,479 |
| | | Debt | | 5.3000 | \$251,454 | | |
| School District | Constantine | Operating | | 18.0000 | | | |
| | | Operating Com. Pers. | | 6.0000 | | | |
| | | Debt | | 6.8000 | | | |
| | | Total Non-PRE | \$37,431,941 | 24.8000 | \$928,312 | | \$1,439,555 |
| | | Total PRE | \$55,548,699 | 6.8000 | \$377,731 | | |
| | | Total Com Personal | \$2,248,911 | 12.8000 | \$28,786 | | |
| | | Total Ind Personal | \$15,400,900 | 6.8000 | \$104,726 | | |
| TOTAL COMBINED | \$110,630,451 | | | | | | |
| School District | Three Rivers | Operating | | 18.0000 | | | |
| | | Operating Com. Pers. | | 6.0000 | | | |
| | | Debt | | 5.5600 | | | |
| | | Total Non-PRE | \$522,300 | 23.5600 | \$12,305 | | \$30,984 |
| | | Total PRE | \$3,359,476 | 5.5600 | \$18,679 | | |
| | | Total Com Personal | \$0 | 11.5600 | \$0 | | |
| | | Total Ind Personal | \$0 | 5.5600 | \$0 | | |
| TOTAL COMBINED | \$3,881,776 | | | | | | |
| School District | White Pigeon | Operating | | 18.0000 | | | |
| | | Operating Com. Pers. | | 6.0000 | | | |
| | | Sinking Fund | | 3.0000 | | | |
| | | Debt | | 1.0000 | | | |
| | | Total Non-PRE | \$230,381 | 22.0000 | \$5,068 | | \$7,712 |
| | | Total PRE | \$660,938 | 4.0000 | \$2,644 | | |
| | | Total Com Personal | \$0 | 10.0000 | \$0 | | |
| Total Ind Personal | \$0 | 4.0000 | \$0 | | | | |
| TOTAL COMBINED | \$891,319 | | | | | | |
| Interm. School | St Joseph | Operating | \$115,403,546 | 0.2283 | \$26,347 | 2.9783 | \$343,706 |
| | | Extra Voted | | 2.7500 | \$317,360 | | |
| Comm. College | Glen Oaks | | \$115,403,546 | 2.7249 | | | \$314,463 |
| State Education | Michigan | | \$100,002,646 | 6.0000 | | | \$600,016 |

| Totals for Taxable Status by School District | Summer | Winter | Total |
|---|----------------|---------------|----------------|
| Constantine School District(Non-PRE) | 10.5482 | 34.5284 | 45.0766 |
| Constantine School District(PRE) | 10.5482 | 16.5284 | 27.0766 |
| Constantine School District(Com. Personal) | 10.5482 | 22.5284 | 33.0766 |
| Constantine School District(Ind. Personal) | 4.5482 | 16.5284 | 21.0766 |
| Three Rivers School District(Non-PRE) | 10.5482 | 33.2884 | 43.8366 |
| Three Rivers School District(PRE) | 10.5482 | 15.2884 | 25.8366 |
| Three Rivers School District(Com. Personal) | 10.5482 | 21.2884 | 31.8366 |
| Three Rivers School District(Ind. Personal) | 4.5482 | 15.2884 | 19.8366 |
| White Pigeon School District(Non-PRE) | 10.5482 | 31.7284 | 42.2766 |
| White Pigeon School District(PRE) | 10.5482 | 13.7284 | 24.2766 |
| White Pigeon School District(Com. Personal) | 10.5482 | 19.7284 | 30.2766 |
| White Pigeon School District(Ind. Personal) | 4.5482 | 13.7284 | 18.2766 |
| <i>*Parcels located within Village limits add</i> | <i>16.0500</i> | <i>0.0000</i> | <i>16.0500</i> |

Fabius Township

2014 Ad Valorem Taxes

| Taxing Entity | Name | Item of Tax | 2014 Taxable Valuation | Amount of Tax Mills | Estimate of Tax Dollars | Total Tax Mills | Total Est. Tax Dollars |
|---------------|------------------|----------------|------------------------|---------------------|-------------------------|-----------------|------------------------|
| County | St Joseph | Operating | \$168,460,083 | 4.5482 | \$766,190 | 7.1282 | \$1,200,817 |
| | | Roads | | 1.0000 | \$168,460 | | |
| | | 911 | | 0.5000 | \$84,230 | | |
| | | C.O.A | | 0.7500 | \$126,345 | | |
| | | Transportation | | 0.3300 | \$55,592 | | |

| | | | | | | | |
|----------|---------------|-----------|---------------|--------|--|--|------------|
| Township | Fabius | Operating | \$168,460,083 | 0.0000 | | | \$0 |
|----------|---------------|-----------|---------------|--------|--|--|------------|

| | | | | | | | |
|-----------------------|--------------------|----------------------|-----------|---------|---------|--|----------------|
| School District | Constantine | Operating | | 18.0000 | | | |
| | | Operating Com. Pers. | | 6.0000 | | | |
| | | Debt | | 6.8000 | | | |
| | | Total Non-PRE | \$134,649 | 24.8000 | \$3,339 | | \$6,717 |
| | | Total PRE | \$127,945 | 6.8000 | \$870 | | |
| | | Total Com Personal | \$0 | 12.8000 | \$1,638 | | |
| | | Total Ind Personal | \$0 | 6.8000 | \$870 | | |
| TOTAL COMBINED | | \$262,594 | | | | | |

| | | | | | | | |
|-----------------------|---------------------|----------------------|--------------|---------|-------------|--|--------------------|
| School District | Three Rivers | Operating | | 18.0000 | | | |
| | | Operating Com. Pers. | | 6.0000 | | | |
| | | Debt | | 5.5600 | | | |
| | | Total Non-PRE | \$72,189,269 | 23.5600 | \$1,700,779 | | \$2,241,010 |
| | | Total PRE | \$94,546,020 | 5.5600 | \$525,676 | | |
| | | Total Com Personal | \$1,070,900 | 11.5600 | \$12,380 | | |
| | | Total Ind Personal | \$391,300 | 5.5600 | \$2,176 | | |
| TOTAL COMBINED | | \$168,197,489 | | | | | |

| | | | | | | | |
|----------------|------------------|-------------|---------------|--------|-----------|--------|------------------|
| Interm. School | St Joseph | Operating | \$168,460,083 | 0.2283 | \$38,459 | 2.9783 | \$501,725 |
| | | Extra Voted | | 2.7500 | \$463,265 | | |

| | | | | | | | |
|---------------|------------------|--|---------------|--------|--|--|------------------|
| Comm. College | Glen Oaks | | \$168,460,083 | 2.7249 | | | \$459,037 |
|---------------|------------------|--|---------------|--------|--|--|------------------|

| | | | | | | | |
|-----------------|-----------------|--|---------------|--------|--|--|--------------------|
| State Education | Michigan | | \$168,068,783 | 6.0000 | | | \$1,008,413 |
|-----------------|-----------------|--|---------------|--------|--|--|--------------------|

| Totals for Taxable Status by School District | Summer | Winter | Total |
|--|---------|---------|---------|
| Constantine School District(Non-PRE) | 10.5482 | 33.0832 | 43.6314 |
| Constantine School District(PRE) | 10.5482 | 15.0832 | 25.6314 |
| Constantine School District(Com. Personal) | 10.5482 | 21.0832 | 31.6314 |
| Constantine School District(Ind. Personal) | 4.5482 | 15.0832 | 19.6314 |
| Three Rivers School District(Non-PRE) | 10.5482 | 31.8432 | 42.3914 |
| Three Rivers School District(PRE) | 10.5482 | 13.8432 | 24.3914 |
| Three Rivers School District(Com. Personal) | 10.5482 | 19.8432 | 30.3914 |
| Three Rivers School District(Ind. Personal) | 4.5482 | 13.8432 | 18.3914 |

Fawn River Township

2014 Ad Valorem Taxes

| Taxing Entity | Name | Item of Tax | 2014 Taxable Valuation | Amount of Tax Mills | Estimate of Tax Dollars | Total Tax Mills | Total Est. Tax Dollars |
|---------------|------------------|----------------|------------------------|---------------------|-------------------------|-----------------|------------------------|
| County | St Joseph | Operating | \$34,649,398 | 4.5482 | \$157,592 | 7.1282 | \$246,988 |
| | | Roads | | 1.0000 | \$34,649 | | |
| | | 911 | | 0.5000 | \$17,325 | | |
| | | C.O.A | | 0.7500 | \$25,987 | | |
| | | Transportation | | 0.3300 | \$11,434 | | |

| | | | | | | | |
|----------|-------------------|-----------|--------------|--------|--|--|------------|
| Township | Fawn River | Operating | \$34,649,398 | 0.0000 | | | \$0 |
|----------|-------------------|-----------|--------------|--------|--|--|------------|

| | | | | | | | |
|---------|----------------|-----------|--------------|--------|--|--|-----------------|
| Library | Sturgis | Operating | \$34,649,398 | 1.1000 | | | \$38,114 |
|---------|----------------|-----------|--------------|--------|--|--|-----------------|

| | | | | | | | |
|-----------------------|----------------|----------------------|--------------|---------|-----------|--|------------------|
| School District | Sturgis | Operating | | 17.6301 | | | |
| | | Operating Com. Pers. | | 5.6301 | | | |
| | | Debt | | 8.3500 | | | |
| | | Total Non-PRE | \$6,246,381 | 23.5600 | \$147,165 | | \$306,064 |
| | | Total PRE | \$28,240,017 | 5.5600 | \$157,014 | | |
| | | Total Com Personal | \$163,000 | 11.5600 | \$1,884 | | |
| | | Total Ind Personal | \$0 | 5.5600 | \$0 | | |
| TOTAL COMBINED | | \$34,649,398 | | | | | |

| | | | | | | | |
|----------------|------------------|-------------|--------------|--------|----------|--------|------------------|
| Interm. School | St Joseph | Operating | \$34,649,398 | 0.2283 | \$7,910 | 2.9783 | \$103,196 |
| | | Extra Voted | | 2.7500 | \$95,286 | | |

| | | | | | | | |
|---------------|------------------|--|--------------|--------|--|--|-----------------|
| Comm. College | Glen Oaks | | \$34,649,398 | 2.7249 | | | \$94,416 |
|---------------|------------------|--|--------------|--------|--|--|-----------------|

| | | | | | | | |
|-----------------|-----------------|--|--------------|--------|--|--|------------------|
| State Education | Michigan | | \$34,649,398 | 6.0000 | | | \$207,896 |
|-----------------|-----------------|--|--------------|--------|--|--|------------------|

| Totals for Taxable Status by School District | Summer | Winter | Total |
|---|---------|---------|---------|
| Sturgis School District(Non-PRE) | 10.5482 | 34.2633 | 44.8115 |
| Sturgis School District(PRE) | 10.5482 | 16.6332 | 27.1814 |
| Sturgis School District(Com. Personal) | 10.5482 | 22.2633 | 32.8115 |
| Sturgis School District(Ind. Personal) | 4.5482 | 16.6332 | 21.1814 |

Florence Township

2014 Ad Valorem Taxes

| Taxing Entity | Name | Item of Tax | 2014 Taxable Valuation | Amount of Tax Mills | Estimate of Tax Dollars | Total Tax Mills | Total Est. Tax Dollars |
|--------------------|---------------------|----------------------|------------------------|---------------------|-------------------------|-----------------|------------------------|
| County | St Joseph | Operating | \$41,304,005 | 4.5482 | \$187,859 | 7.1282 | \$294,423 |
| | | Roads | | 1.0000 | \$41,304 | | |
| | | 911 | | 0.5000 | \$20,652 | | |
| | | C.O.A | | 0.7500 | \$30,978 | | |
| | | Transportation | | 0.3300 | \$13,630 | | |
| Township | Florence | Operating | \$41,304,005 | 0.9164 | | | \$37,851 |
| School District | Centreville | Operating | | 18.0000 | | | |
| | | Operating Com. Pers. | | 6.0000 | | | |
| | | Debt | | 6.6400 | | | |
| | | Total Non-PRE | \$3,527,830 | 24.6400 | \$86,926 | | \$183,023 |
| | | Total PRE | \$14,417,503 | 6.6400 | \$95,732 | | |
| | | Total Com Personal | \$28,900 | 12.6400 | \$365 | | |
| | | Total Ind Personal | \$0 | 6.6400 | \$0 | | |
| TOTAL COMBINED | \$17,974,233 | | | | | | |
| School District | Constantine | Operating | | 18.0000 | | | |
| | | Operating Com. Pers. | | 6.0000 | | | |
| | | Debt | | 6.8000 | | | |
| | | Total Non-PRE | \$1,588,965 | 24.8000 | \$39,406 | | \$109,702 |
| | | Total PRE | \$9,988,959 | 6.8000 | \$67,925 | | |
| | | Total Com Personal | \$185,200 | 12.8000 | \$2,371 | | |
| | | Total Ind Personal | \$0 | 6.8000 | \$0 | | |
| TOTAL COMBINED | \$11,763,124 | | | | | | |
| School District | Three Rivers | Operating | | 18.0000 | | | |
| | | Operating Com. Pers. | | 5.6301 | | | |
| | | Debt | | 5.5600 | | | |
| | | Total Non-PRE | \$1,825,501 | 23.5600 | \$43,009 | | \$63,015 |
| | | Total PRE | \$3,598,263 | 5.5600 | \$20,006 | | |
| | | Total Com Personal | \$0 | 11.5600 | \$0 | | |
| | | Total Ind Personal | \$0 | 5.5600 | \$0 | | |
| TOTAL COMBINED | \$5,423,764 | | | | | | |
| School District | White Pigeon | Operating | | 18.0000 | | | |
| | | Operating Com. Pers. | | 6.0000 | | | |
| | | Sinking fund | | 3.0000 | | | |
| | | Debt | | 1.0000 | | | |
| | | Total Non-PRE | \$1,094,795 | 22.0000 | \$24,085 | | \$44,524 |
| | | Total PRE | \$5,007,089 | 4.0000 | \$20,028 | | |
| | | Total Com Personal | \$41,000 | 10.0000 | \$410 | | |
| Total Ind Personal | \$0 | 4.0000 | \$0 | | | | |
| TOTAL COMBINED | \$6,142,884 | | | | | | |
| Interm. School | St Joseph | Operating | \$41,304,005 | 0.2283 | \$9,430 | 2.9783 | \$123,016 |
| | | Extra Voted | | 2.7500 | \$113,586 | | |
| Comm. College | Glen Oaks | | \$41,304,005 | 2.7249 | | | \$112,549 |

| | | | | |
|-----------------|-----------------|--------------|--------|------------------|
| State Education | Michigan | \$41,304,005 | 6.0000 | \$247,824 |
|-----------------|-----------------|--------------|--------|------------------|

| Totals for Taxable Status by School District | Summer | Winter | Total |
|---|---------------|---------------|--------------|
| Centreville School District(Non-PRE) | 10.5482 | 33.8396 | 44.3878 |
| Centreville School District(PRE) | 10.5482 | 15.8396 | 26.3878 |
| Centreville School District(Com. Personal) | 10.5482 | 21.8396 | 32.3878 |
| Centreville School District(Ind. Personal) | 4.5482 | 15.8396 | 20.3878 |
| Constantine School District(Non-PRE) | 10.5482 | 33.9996 | 44.5478 |
| Constantine School District(PRE) | 10.5482 | 15.9996 | 26.5478 |
| Constantine School District(Com. Personal) | 10.5482 | 21.9996 | 32.5478 |
| Constantine School District(Ind. Personal) | 4.5482 | 15.9996 | 20.5478 |
| Three Rivers School District(Non-PRE) | 10.5482 | 32.7596 | 43.3078 |
| Three Rivers School District(PRE) | 10.5482 | 14.7596 | 25.3078 |
| Three Rivers School District(Com. Personal) | 10.5482 | 20.7596 | 31.3078 |
| Three Rivers School District(Ind. Personal) | 4.5482 | 14.7596 | 19.3078 |
| White Pigeon School District(Non-PRE) | 10.5482 | 31.1996 | 41.7478 |
| White Pigeon School District(PRE) | 10.5482 | 13.1996 | 23.7478 |
| White Pigeon School District(Com. Personal) | 10.5482 | 19.1996 | 29.7478 |
| White Pigeon School District(Ind. Personal) | 4.5482 | 13.1996 | 17.7478 |

Flowerfield Township

2014 Ad Valorem Taxes

| Taxing Entity | Name | Item of Tax | 2014 Taxable Valuation | Amount of Tax Mills | Estimate of Tax Dollars | Total Tax Mills | Total Est. Tax Dollars |
|---------------|------------------|----------------|------------------------|---------------------|-------------------------|-----------------|------------------------|
| County | St Joseph | Operating | \$51,175,800 | 4.5482 | \$232,758 | 7.1282 | \$364,791 |
| | | Roads | | 1.0000 | \$51,176 | | |
| | | 911 | | 0.5000 | \$25,588 | | |
| | | C.O.A | | 0.7500 | \$38,382 | | |
| | | Transportation | | 0.3300 | \$16,888 | | |

| | | | | | | | |
|----------|--------------------|-----------|--------------|--------|--|--|-----------------|
| Township | Flowerfield | Operating | \$51,175,800 | 0.8886 | | | \$45,475 |
|----------|--------------------|-----------|--------------|--------|--|--|-----------------|

| | | | | | | | |
|-----------------------|------------------|----------------------|-------------|---------|----------|--|-----------------|
| School District | Marcellus | Operating | | 18.0000 | | | |
| | | Operating Com. Pers. | | 6.0000 | | | |
| | | Debt | | 8.7500 | | | |
| | | Total Non-PRE | \$651,937 | 26.75 | \$17,439 | | \$59,481 |
| | | Total PRE | \$4,755,251 | 8.75 | \$41,608 | | |
| | | Total Com Personal | \$29,394 | 14.75 | \$434 | | |
| | | Total Ind Personal | \$0 | 8.75 | \$0 | | |
| TOTAL COMBINED | | \$5,436,582 | | | | | |

| | | | | | | | |
|-----------------------|---------------------|----------------------|--------------|---------|-----------|--|------------------|
| School District | Three Rivers | Operating | | 18.0000 | | | |
| | | Operating Com. Pers. | | 6.0000 | | | |
| | | Debt | | 5.5600 | | | |
| | | Total Non-PRE | \$9,783,956 | 23.5600 | \$230,510 | | \$432,074 |
| | | Total PRE | \$35,679,743 | 5.5600 | \$198,379 | | |
| | | Total Com Personal | \$275,519 | 11.5600 | \$3,185 | | |
| | | Total Ind Personal | \$0 | 5.5600 | \$0 | | |
| TOTAL COMBINED | | \$45,739,218 | | | | | |

| | | | | | | | |
|----------------|-------------------|-------------|--------------|--------|-----------|--------|------------------|
| Interm. School | Cass-Lewis | Operating | \$5,436,582 | 0.2026 | \$1,101 | 2.2317 | \$12,133 |
| | | Extra Voted | | 2.0291 | \$11,031 | | |
| | St Joseph | Operating | \$45,739,218 | 0.2283 | \$10,442 | 2.9783 | \$136,225 |
| | | Extra Voted | | 2.7500 | \$125,783 | | |

| | | | | | | | |
|---------------|------------------|--|--------------|--------|--|--|------------------|
| Comm. College | Glen Oaks | | \$51,175,800 | 2.7249 | | | \$139,449 |
|---------------|------------------|--|--------------|--------|--|--|------------------|

| | | | | | | | |
|-----------------|-----------------|--|--------------|--------|--|--|------------------|
| State Education | Michigan | | \$51,175,800 | 6.0000 | | | \$307,055 |
|-----------------|-----------------|--|--------------|--------|--|--|------------------|

| Totals for Taxable Status by School District | Summer | Winter | Total |
|--|---------|---------|---------|
| Marcellus School District(Non-PRE) | 10.5482 | 35.1752 | 45.7234 |
| Marcellus School District(PRE) | 10.5482 | 17.1752 | 27.7234 |
| Marcellus School District(Com. Personal) | 10.5482 | 23.1752 | 33.7234 |
| Marcellus School District(Ind. Personal) | 4.5482 | 17.1752 | 21.7234 |
| Three Rivers School District(Non-PRE) | 10.5482 | 32.7318 | 43.2800 |
| Three Rivers School District(PRE) | 10.5482 | 14.7318 | 25.2800 |
| Three Rivers School District(Com. Personal) | 10.5482 | 20.7318 | 31.2800 |
| Three Rivers School District(Ind. Personal) | 4.5482 | 14.7318 | 19.2800 |

Leonidas Township

2014 Ad Valorem Taxes

| Taxing Entity | Name | Item of Tax | 2014 Taxable Valuation | Amount of Tax Mills | Estimate of Tax Dollars | Total Tax Mills | Total Est. Tax Dollars |
|-----------------|------------------|--------------------------|------------------------|---------------------|-------------------------|-----------------|------------------------|
| County | St Joseph | Operating | \$41,659,659 | 4.5482 | \$189,476 | 7.1282 | \$296,958 |
| | | Roads | | 1.0000 | \$41,660 | | |
| | | 911 | | 0.5000 | \$20,830 | | |
| | | C.O.A | | 0.7500 | \$31,245 | | |
| | | Transportation | | 0.3300 | \$13,748 | | |
| Township | Leonidas | Operating | \$41,659,659 | 0.9072 | \$37,794 | 2.5814 | \$107,540 |
| | | Fire/Ambulance Operating | | 1.6742 | \$69,747 | | |
| School District | Athens | Operating | | 18.0000 | | | |
| | | Operating Com. Pers. | | 6.0000 | | | |
| | | Debt | | 4.3600 | | | |
| | | Total Non-PRE | \$5,600 | 22.3600 | \$125 | | \$5,312 |
| | | Total PRE | \$271,841 | 4.3600 | \$1,185 | | |
| | | Total Com Personal | \$0 | 10.3600 | \$2,816 | | |
| | | Total Ind Personal | \$0 | 4.3600 | \$1,185 | | |
| TOTAL COMBINED | \$277,441 | | | | | | |
| School District | Colon | Operating | | 18.0000 | | | |
| | | Operating Com. Pers. | | 6.0000 | | | |
| | | Debt | | 5.6000 | | | |
| | | Total Non-PRE | \$9,655,741 | 23.6000 | \$227,875 | | \$448,026 |
| | | Total PRE | \$26,384,301 | 5.6000 | \$54,072 | | |
| | | Total Com Personal | \$112,300 | 11.6000 | \$112,007 | | |
| | | Total Ind Personal | \$0 | 5.6000 | \$54,072 | | |
| TOTAL COMBINED | \$36,152,342 | | | | | | |
| School District | Mendon | Operating | | 18.0000 | | | |
| | | Operating Com. Pers. | | 6.0000 | | | |
| | | Debt | | 8.0000 | | | |
| | | Total Non-PRE | \$2,423,017 | 26.0000 | \$62,998 | | \$76,666 |
| | | Total PRE | \$1,707,879 | 8.0000 | \$13,663 | | |
| | | Total Com Personal | \$300 | 14.0000 | \$4 | | |
| | | Total Ind Personal | \$0 | 8.0000 | \$0 | | |
| TOTAL COMBINED | \$4,131,196 | | | | | | |
| School District | Vicksburg | Operating | | 18.0000 | | | |
| | | Operating Com. Pers. | | 6.0000 | | | |
| | | Debt | | 6.8500 | | | |
| | | Total Non-PRE | \$142,491 | 24.8500 | \$3,541 | | \$10,091 |
| | | Total PRE | \$956,189 | 6.8500 | \$6,550 | | |
| | | Total Com Personal | \$0 | 12.8500 | \$0 | | |
| | | Total Ind Personal | \$0 | 6.8500 | \$0 | | |
| TOTAL COMBINED | \$1,098,680 | | | | | | |

| | | | | | | | |
|----------------|-----------------------|-------------|--------------|--------|-----------|--------|------------------|
| Interm. School | Calhoun | Operating | \$277,441 | 0.2519 | \$70 | 6.2057 | \$1,722 |
| | | Extra Voted | | 5.9538 | \$1,652 | | |
| | St Joseph | Operating | \$40,283,538 | 0.2283 | \$9,197 | 2.9783 | \$119,976 |
| | | Extra Voted | | 2.7500 | \$110,780 | | |
| | Kalamazoo Resa | Operating | \$1,098,680 | 3.0416 | \$3,342 | 4.8916 | \$5,374 |
| | | Debt | | 1.8500 | \$2,033 | | |

| | | | | | | | |
|---------------|-------------------------|-----------|--------------|--------|--|--|------------------|
| Comm. College | Glen Oaks | Operating | \$40,283,538 | 2.7249 | | | \$109,769 |
| | Kalamazoo Valley | Operating | \$1,098,680 | 2.8135 | | | \$3,091 |
| | Kellogg | Operating | \$277,441 | 3.6136 | | | \$1,003 |

| | | | | | | | |
|-----------------|-----------------|--|--------------|--------|--|--|------------------|
| State Education | Michigan | | \$41,659,659 | 6.0000 | | | \$249,958 |
|-----------------|-----------------|--|--------------|--------|--|--|------------------|

| Totals for Taxable Status by School District | Summer | Winter | Total |
|---|---------------|---------------|--------------|
| Athens School District(Non-PRE) | 12.3550 | 35.5339 | 47.8889 |
| Athens School District(PRE) | 12.3550 | 17.5339 | 29.8889 |
| Athens School District(Com. Personal) | 12.3550 | 23.5339 | 35.8889 |
| Athens School District(Ind. Personal) | 6.3550 | 17.5339 | 23.8889 |
| Colon School District(Non-PRE) | 10.5482 | 34.4646 | 45.0128 |
| Colon School District(PRE) | 10.5482 | 16.4646 | 27.0128 |
| Colon School District(Com. Personal) | 10.5482 | 22.4646 | 33.0128 |
| Colon School District(Ind. Personal) | 4.5482 | 16.4646 | 21.0128 |
| Mendon School District(Non-PRE) | 10.5482 | 36.8646 | 47.4128 |
| Mendon School District(PRE) | 10.5482 | 18.8646 | 29.4128 |
| Mendon School District(Com. Personal) | 10.5482 | 24.8646 | 35.4128 |
| Mendon School District(Ind. Personal) | 4.5482 | 18.8646 | 23.4128 |
| Vicksburg School District(Non-PRE) | 10.5482 | 37.7165 | 48.2647 |
| Vicksburg School District(PRE) | 10.5482 | 19.7165 | 30.2647 |
| Vicksburg School District(Com. Personal) | 10.5482 | 25.7165 | 36.2647 |
| Vicksburg School District(Ind. Personal) | 4.5482 | 19.7165 | 24.2647 |

Lockport Township

2014 Ad Valorem Taxes

| Taxing Entity | Name | Item of Tax | 2014 Taxable Valuation | Amount of Tax Mills | Estimate of Tax Dollars | Total Tax Mills | Total Est. Tax Dollars |
|-----------------|---------------------|----------------------|------------------------|---------------------|-------------------------|-----------------|------------------------|
| County | St Joseph | Operating | \$101,383,161 | 4.5482 | \$461,111 | 7.1282 | \$722,679 |
| | | Roads | | 1.0000 | \$101,383 | | |
| | | 911 | | 0.5000 | \$50,692 | | |
| | | C.O.A | | 0.7500 | \$76,037 | | |
| | | Transportation | | 0.3300 | \$33,456 | | |
| Township | Lockport | Operating | \$101,383,161 | 0.8894 | \$90,170 | 1.4894 | \$151,000 |
| | | Fire Protection | | 0.6000 | \$60,830 | | |
| Village | Centreville | Operating | \$1,974,010 | 12.2461 | \$24,174 | 12.2461 | \$24,174 |
| School District | Centreville | Operating | | 18.0000 | | | |
| | | Operating Com. Pers. | | 6.0000 | | | |
| | | Debt | | 6.6400 | | | |
| | | Total Non-PRE | \$4,832,365 | 24.6400 | \$119,069 | | \$256,444 |
| | | Total PRE | \$20,577,232 | 6.6400 | \$136,633 | | |
| | | Total Com Personal | \$9,800 | 12.6400 | \$124 | | |
| | | Total Ind Personal | \$93,100 | 6.6400 | \$618 | | |
| TOTAL COMBINED | \$25,512,497 | | | | | | |
| School District | Mendon | Operating | | 18.0000 | | | |
| | | Operating Com. Pers. | | 6.0000 | | | |
| | | Debt | | 8.0000 | | | |
| | | Total Non-PRE | \$331,614 | 26.0000 | \$8,622 | | \$15,950 |
| | | Total PRE | \$916,062 | 8.0000 | \$7,328 | | |
| | | Total Com Personal | \$0 | 14.0000 | \$0 | | |
| | | Total Ind Personal | \$0 | 8.0000 | \$0 | | |
| TOTAL COMBINED | \$1,247,676 | | | | | | |
| School District | Three Rivers | Operating | | 18.0000 | | | |
| | | Operating Com. Pers. | | 6.0000 | | | |
| | | Debt | | 5.5600 | | | |
| | | Total Non-PRE | \$17,032,187 | 23.5600 | \$401,278 | | \$724,916 |
| | | Total PRE | \$57,018,601 | 5.5600 | \$317,023 | | |
| | | Total Com Personal | \$572,200 | 11.5600 | \$6,615 | | |
| | | Total Ind Personal | \$0 | 5.5600 | \$0 | | |
| TOTAL COMBINED | \$74,622,988 | | | | | | |
| Interm. School | St Joseph | Operating | \$101,383,161 | 0.2283 | \$23,146 | 2.9783 | \$301,949 |
| | | Extra Voted | | 2.7500 | \$278,804 | | |
| Comm. College | Glen Oaks | | \$101,383,161 | 2.7249 | | | \$276,259 |
| State Education | Michigan | | \$101,290,061 | 6.0000 | | | \$607,740 |

| Totals for Taxable Status by School District | Summer | Winter | Total |
|---|---------------|---------------|--------------|
| Centreville School District(Non-PRE) | 10.5482 | 34.4126 | 44.9608 |
| Centreville School District(PRE) | 10.5482 | 16.4126 | 26.9608 |
| Centreville School District(Com. Personal) | 10.5482 | 22.4126 | 32.9608 |
| Centreville School District(Ind. Personal) | 4.5482 | 16.4126 | 20.9608 |
| Mendon School District(Non-PRE) | 10.5482 | 35.7726 | 46.3208 |
| Mendon School District(PRE) | 10.5482 | 17.7726 | 28.3208 |
| Mendon School District(Com. Personal) | 10.5482 | 23.7726 | 34.3208 |
| Mendon School District(Ind. Personal) | 4.5482 | 17.7726 | 22.3208 |
| Three Rivers School District(Non-PRE) | 10.5482 | 33.3326 | 43.8808 |
| Three Rivers School District(PRE) | 10.5482 | 15.3326 | 25.8808 |
| Three Rivers School District(Com. Personal) | 10.5482 | 21.3326 | 31.8808 |
| Three Rivers School District(Ind. Personal) | 4.5482 | 15.3326 | 19.8808 |
| <i>*Parcels located within Village limits add</i> | 12.2461 | 0.0000 | 12.2461 |

Mendon Township

2014 Ad Valorem Taxes

| Taxing Entity | Name | Item of Tax | 2014 Taxable Valuation | Amount of Tax Mills | Estimate of Tax Dollars | Total Tax Mills | Total Est. Tax Dollars |
|-----------------|-------------------------|----------------------|------------------------|---------------------|-------------------------|-----------------|------------------------|
| County | St Joseph | Operating | \$90,692,548 | 4.5482 | \$412,488 | 7.1282 | \$646,475 |
| | | Roads | | 1.0000 | \$90,693 | | |
| | | 911 | | 0.5000 | \$45,346 | | |
| | | C.O.A | | 0.7500 | \$68,019 | | |
| | | Transportation | | 0.3300 | \$29,929 | | |
| Township | Mendon | Operating | \$90,692,548 | 0.9726 | \$88,208 | 3.5624 | \$323,083 |
| | | Library Operating | | 0.9752 | \$88,443 | | |
| | | Fire | | 1.2972 | \$117,646 | | |
| | | Ambulance | | 0.3174 | \$28,786 | | |
| Village | Mendon | Operating | \$24,902,972 | 9.1643 | \$228,218 | 9.1643 | \$228,218 |
| School District | Mendon | Operating | | 18.0000 | | | |
| | | Operating Com. Pers. | | 6.0000 | | | |
| | | Debt | | 8.0000 | | | |
| | | Total Non-PRE | \$29,677,383 | 26.0000 | \$771,612 | | \$1,225,195 |
| | | Total PRE | \$44,127,889 | 8.0000 | \$353,023 | | |
| | | Total Com Personal | \$737,400 | 14.0000 | \$10,324 | | |
| | | Total Ind Personal | \$11,279,500 | 8.0000 | \$90,236 | | |
| TOTAL COMBINED | \$85,822,172 | | | | | | |
| School District | Vicksburg | Operating | | 18.0000 | | | |
| | | Operating Com. Pers. | | 6.0000 | | | |
| | | Debt | | 6.8500 | | | |
| | | Total Non-PRE | \$1,914,311 | 24.8500 | \$47,571 | | \$68,224 |
| | | Total PRE | \$2,888,665 | 6.8500 | \$19,787 | | |
| | | Total Com Personal | \$67,400 | 12.8500 | \$866 | | |
| | | Total Ind Personal | \$0 | 6.8500 | \$0 | | |
| TOTAL COMBINED | \$4,870,376 | | | | | | |
| Interm. School | St Joseph | Operating | \$85,822,172 | 0.2283 | \$19,593 | 2.9783 | \$255,604 |
| | | Extra Voted | | 2.7500 | \$236,011 | | |
| | Kalamazoo Resa | Operating | \$4,870,376 | 3.0416 | \$14,814 | 4.8916 | \$23,824 |
| | | Debt | | 1.8500 | \$9,010 | | |
| Comm. College | Glen Oaks | Operating | \$85,822,172 | 2.7249 | | | \$233,857 |
| | Kalamazoo Valley | Operating | \$4,870,376 | 2.8135 | | | \$13,703 |
| State Education | Michigan | | \$79,413,048 | 6.0000 | | | \$476,478 |

| Totals for Taxable Status by School District | Summer | Winter | Total |
|---|---------------|---------------|--------------|
| Mendon School District(Non-PRE) | 10.5482 | 37.8456 | 48.3938 |
| Mendon School District(PRE) | 10.5482 | 19.8456 | 30.3938 |
| Mendon School District(Com. Personal) | 10.5482 | 25.8456 | 36.3938 |
| Mendon School District(Ind. Personal) | 4.5482 | 19.8456 | 24.3938 |
| Vicksburg School District(Non-PRE) | 10.5482 | 38.6975 | 49.2457 |
| Vicksburg School District(PRE) | 10.5482 | 20.6975 | 31.2457 |
| Vicksburg School District(Com. Personal) | 10.5482 | 26.6975 | 37.2457 |
| Vicksburg School District(Ind. Personal) | 4.5482 | 20.6975 | 25.2457 |
| <i>*Parcels located within Village limits add</i> | 9.16430 | 0 | 9.1643 |

Mottville Township

2014 Ad Valorem Taxes

| Taxing Entity | Name | Item of Tax | 2014 Taxable Valuation | Amount of Tax Mills | Estimate of Tax Dollars | Total Tax Mills | Total Est. Tax Dollars |
|---------------|------------------|----------------|------------------------|---------------------|-------------------------|-----------------|------------------------|
| County | St Joseph | Operating | \$57,751,665 | 4.5482 | \$262,666 | 7.1282 | \$411,665 |
| | | Roads | | 1.0000 | \$57,752 | | |
| | | 911 | | 0.5000 | \$28,876 | | |
| | | C.O.A | | 0.7500 | \$43,314 | | |
| | | Transportation | | 0.3300 | \$19,058 | | |

| | | | | | | | |
|----------|------------------|-----------|--------------|--------|--|--|-----------------|
| Township | Mottville | Operating | \$57,751,665 | 0.9401 | | | \$54,292 |
|----------|------------------|-----------|--------------|--------|--|--|-----------------|

| | | | | | | | |
|-----------------------|--------------------|----------------------|-------------|---------|-----------|--|------------------|
| School District | Constantine | Operating | | 18.0000 | | | |
| | | Operating Com. Pers. | | 6.0000 | | | |
| | | Debt | | 6.8000 | | | |
| | | Total Non-PRE | \$1,646,995 | 24.8000 | \$40,845 | | \$255,442 |
| | | Total PRE | \$8,128,666 | 6.8000 | \$55,275 | | |
| | | Total Com Personal | \$111,500 | 12.8000 | \$104,047 | | |
| | | Total Ind Personal | \$0 | 6.8000 | \$55,275 | | |
| TOTAL COMBINED | | \$9,887,161 | | | | | |

| | | | | | | | |
|-----------------------|---------------------|----------------------|--------------|---------|-----------|--|------------------|
| School District | White Pigeon | Operating | | 18.0000 | | | |
| | | Operating Com. Pers. | | 6.0000 | | | |
| | | Sinking Fund | | 3.0000 | | | |
| | | Debt | | 1.0000 | | | |
| | | Total Non-PRE | \$19,203,142 | 22.0000 | \$422,469 | | \$550,970 |
| | | Total PRE | \$20,614,962 | 4.0000 | \$82,460 | | |
| | | Total Com Personal | \$2,309,200 | 10.0000 | \$23,092 | | |
| Total Ind Personal | \$5,737,200 | 4.0000 | \$22,949 | | | | |
| TOTAL COMBINED | | \$47,864,504 | | | | | |

| | | | | | | | |
|----------------|------------------|-------------|--------------|--------|-----------|--------|------------------|
| Interm. School | St Joseph | Operating | \$57,751,665 | 0.2283 | \$13,185 | 2.9783 | \$172,002 |
| | | Extra Voted | | 2.7500 | \$158,817 | | |

| | | | | | | | |
|---------------|------------------|--|--------------|--------|--|--------|------------------|
| Comm. College | Glen Oaks | | \$57,751,665 | 2.7249 | | 2.7249 | \$157,368 |
|---------------|------------------|--|--------------|--------|--|--------|------------------|

| | | | | | | | |
|-----------------|-----------------|--|--------------|--------|--|--------|------------------|
| State Education | Michigan | | \$52,014,465 | 6.0000 | | 6.0000 | \$312,087 |
|-----------------|-----------------|--|--------------|--------|--|--------|------------------|

| Totals for Taxable Status by School District | Summer | Winter | Total |
|--|---------|---------|---------|
| Constantine School District(Non-PRE) | 10.5482 | 34.0233 | 44.5715 |
| Constantine School District(PRE) | 10.5482 | 16.0233 | 26.5715 |
| Constantine School District(Com. Personal) | 10.5482 | 22.0233 | 32.5715 |
| Constantine School District(Ind. Personal) | 4.5482 | 16.0233 | 20.5715 |
| White Pigeon School District(Non-PRE) | 10.5482 | 31.2233 | 41.7715 |
| White Pigeon School District(PRE) | 10.5482 | 13.2233 | 23.7715 |
| White Pigeon School District(Com. Personal) | 10.5482 | 19.2233 | 29.7715 |
| White Pigeon School District(Ind. Personal) | 4.5482 | 13.2233 | 17.7715 |

Nottawa Township

2014 Ad Valorem Taxes

| Taxing Entity | Name | Item of Tax | 2014 Taxable Valuation | Amount of Tax Mills | Estimate of Tax Dollars | Total Tax Mills | Total Est. Tax Dollars |
|-----------------|--------------------|----------------------|------------------------|---------------------|-------------------------|-----------------|------------------------|
| County | St Joseph | Operating | \$114,677,633 | 4.5482 | \$521,577 | 7.1282 | \$817,445 |
| | | Roads | | 1.0000 | \$114,678 | | |
| | | 911 | | 0.5000 | \$57,339 | | |
| | | C.O.A | | 0.7500 | \$86,008 | | |
| | | Transportation | | 0.3300 | \$37,844 | | |
| Township | Nottawa | Operating | \$114,677,633 | 0.8643 | \$99,116 | 2.4994 | \$286,625 |
| | | Library Operating | | 1.6351 | \$187,509 | | |
| Village | Centreville | Operating | \$18,317,755 | 12.2461 | \$224,321 | 12.2461 | \$ 224,321 |
| School District | Centreville | Operating | | 18.0000 | | | |
| | | Operating Com. Pers. | | 6.0000 | | | |
| | | Debt | | 6.6400 | | | |
| | | Total Non-PRE | \$16,828,489 | 24.6400 | \$414,654 | | \$669,024 |
| | | Total PRE | \$35,808,916 | 6.6400 | \$237,771 | | |
| | | Total Com Personal | \$1,016,800 | 12.6400 | \$12,852 | | |
| | | Total Ind Personal | \$564,200 | 6.6400 | \$3,746 | | |
| TOTAL COMBINED | \$54,218,405 | | | | | | |
| School District | Colon | Operating | | 18.0000 | | | |
| | | Operating Com. Pers. | | 6.0000 | | | |
| | | Debt | | 5.6000 | | | |
| | | Total Non-PRE | \$613,998 | 23.6000 | \$14,490 | | \$49,043 |
| | | Total PRE | \$2,652,402 | 5.6000 | \$3,438 | | |
| | | Total Com Personal | \$61,900 | 11.6000 | \$30,768 | | |
| | | Total Ind Personal | \$0 | 5.6000 | \$347 | | |
| TOTAL COMBINED | \$3,328,300 | | | | | | |
| School District | Mendon | Operating | | 18.0000 | | | |
| | | Operating Com. Pers. | | 6.0000 | | | |
| | | Debt | | 8.0000 | | | |
| | | Total Non-PRE | \$1,733,727 | 26.0000 | \$45,077 | | \$116,101 |
| | | Total PRE | \$8,624,237 | 8.0000 | \$68,994 | | |
| | | Total Com Personal | \$145,000 | 14.0000 | \$2,030 | | |
| | | Total Ind Personal | \$0 | 8.0000 | \$0 | | |
| TOTAL COMBINED | \$10,502,964 | | | | | | |
| School District | Nottawa | Operating | | 18.0000 | | | |
| | | Operating Com. Pers. | | 6.0000 | | | |
| | | Total Non-PRE | \$15,956,187 | 18.0000 | \$287,211 | | \$288,335 |
| | | Total PRE | \$30,484,477 | 0.0000 | \$0 | | |
| | | Total Com Personal | \$187,300 | 6.0000 | \$1,124 | | |
| | | Total Ind Personal | \$0 | 0.0000 | \$0 | | |
| | | TOTAL COMBINED | \$46,627,964 | | | | |
| Interm. School | St Joseph | Operating | \$114,677,633 | 0.2283 | \$ 26,181 | 2.9783 | \$341,544 |
| | | Extra Voted | | 2.7500 | \$ 315,363 | | |
| Comm. College | Glen Oaks | | \$114,677,633 | 2.7249 | | | \$312,485 |

| | | | | |
|-----------------|----------|---------------|--------|------------------|
| State Education | Michigan | \$114,113,433 | 6.0000 | \$684,681 |
|-----------------|----------|---------------|--------|------------------|

| Totals for Taxable Status by School District | Summer | Winter | Total |
|---|---------|---------|---------|
| Centreville School District(Non-PRE) | 10.5482 | 35.4226 | 45.9708 |
| Centreville School District(PRE) | 10.5482 | 17.4226 | 27.9708 |
| Centreville School District(Com. Personal) | 10.5482 | 23.4226 | 33.9708 |
| Centreville School District(Ind. Personal) | 4.5482 | 17.4226 | 21.9708 |
| Colon School District(Non-PRE) | 10.5482 | 34.3826 | 44.9308 |
| Colon School District(PRE) | 10.5482 | 16.3826 | 26.9308 |
| Colon School District(Com. Personal) | 10.5482 | 22.3826 | 32.9308 |
| Colon School District(Ind. Personal) | 4.5482 | 16.3826 | 20.9308 |
| Mendon School District(Non-PRE) | 10.5482 | 36.7826 | 47.3308 |
| Mendon School District(PRE) | 10.5482 | 18.7826 | 29.3308 |
| Mendon School District(Com. Personal) | 10.5482 | 24.7826 | 35.3308 |
| Mendon School District(Ind. Personal) | 4.5482 | 18.7826 | 23.3308 |
| Nottawa School District(Non-PRE) | 10.5482 | 28.7826 | 39.3308 |
| Nottawa School District(PRE) | 10.5482 | 10.7826 | 21.3308 |
| Nottawa School District(Com. Personal) | 10.5482 | 16.7826 | 27.3308 |
| Nottawa School District(Ind. Personal) | 4.5482 | 10.7826 | 15.3308 |
| <i>*Parcels located within Village limits add</i> | 12.2461 | 0 | 12.2461 |

Park Township

2014 Ad Valorem Taxes

| Taxing Entity | Name | Item of Tax | 2014 Taxable Valuation | Amount of Tax Mills | Estimate of Tax Dollars | Total Tax Mills | Total Est. Tax Dollars |
|-----------------|-------------------------|----------------------|------------------------|---------------------|-------------------------|-----------------|------------------------|
| County | St Joseph | Operating | \$121,533,349 | 4.5482 | \$552,758 | 7.1282 | \$866,314 |
| | | Roads | | 1.0000 | \$121,533 | | |
| | | 911 | | 0.5000 | \$60,767 | | |
| | | C.O.A | | 0.7500 | \$91,150 | | |
| | | Transportation | | 0.3300 | \$40,106 | | |
| Township | Park | Operating | \$121,533,349 | 0.9587 | \$116,514 | 1.6423 | \$199,594 |
| | | Fire Operating | | 0.6836 | \$83,080 | | |
| School District | Mendon | Operating | | 18.0000 | | | |
| | | Operating Com. Pers. | | 6.0000 | | | |
| | | Debt | | 8.0000 | | | |
| | | Total Non-PRE | \$14,212,590 | 26.0000 | \$369,527 | | \$550,796 |
| | | Total PRE | \$19,838,158 | 8.0000 | \$158,705 | | |
| | | Total Com Personal | \$154,900 | 14.0000 | \$2,169 | | |
| | | Total Ind Personal | \$2,549,400 | 8.0000 | \$20,395 | | |
| TOTAL COMBINED | \$36,755,048 | | | | | | |
| School District | Three Rivers | Operating | | 18.0000 | | | |
| | | Operating Com. Pers. | | 6.0000 | | | |
| | | Debt | | 5.5600 | | | |
| | | Total Non-PRE | \$29,846,763 | 23.5600 | \$703,190 | | \$972,361 |
| | | Total PRE | \$44,394,287 | 5.5600 | \$246,832 | | |
| | | Total Com Personal | \$823,500 | 11.5600 | \$9,520 | | |
| | | Total Ind Personal | \$2,305,700 | 5.5600 | \$12,820 | | |
| TOTAL COMBINED | \$77,370,250 | | | | | | |
| School District | Vicksburg | Operating | | 18.0000 | | | |
| | | Operating Com. Pers. | | 6.0000 | | | |
| | | Debt | | 6.8500 | | | |
| | | Total Non-PRE | \$771,644 | 24.8500 | \$19,175 | | \$64,130 |
| | | Total PRE | \$6,562,749 | 6.8500 | \$44,955 | | |
| | | Total Com Personal | \$0 | 12.8500 | \$0 | | |
| | | Total Ind Personal | \$0 | 6.8500 | \$0 | | |
| TOTAL COMBINED | \$7,334,393 | | | | | | |
| Interm. School | St Joseph | Operating | \$114,125,298 | 0.2283 | \$26,055 | 2.9783 | \$339,899 |
| | | Extra Voted | | 2.7500 | \$313,845 | | |
| | Kalamazoo Resa | Operating | \$7,334,393 | 3.0416 | \$22,308 | 4.8916 | \$35,877 |
| | | Debt | | 1.8500 | \$13,569 | | |
| Comm. College | Glen Oaks | Operating | \$114,125,298 | 2.7249 | | | \$310,980 |
| | Kalamazoo Valley | Operating | \$7,334,393 | 2.8135 | | | \$20,635 |
| State Education | Michigan | | \$116,604,591 | 6.0000 | | | \$699,628 |

| Totals for Taxable Status by School District | Summer | Winter | Total |
|---|---------------|---------------|--------------|
| Mendon School District(Non-PRE) | 10.5482 | 35.9255 | 46.4737 |
| Mendon School District(PRE) | 10.5482 | 17.9255 | 28.4737 |
| Mendon School District(Com. Personal) | 10.5482 | 23.9255 | 34.4737 |
| Mendon School District(Ind. Personal) | 4.5482 | 17.9255 | 22.4737 |
| Three Rivers School District(Non-PRE) | 10.5482 | 33.4855 | 44.0337 |
| Three Rivers School District(PRE) | 10.5482 | 15.4855 | 26.0337 |
| Three Rivers School District(Com. Personal) | 10.5482 | 21.4855 | 32.0337 |
| Three Rivers School District(Ind. Personal) | 4.5482 | 15.4855 | 20.0337 |
| Vicksburg School District(Non-PRE) | 10.5482 | 36.7774 | 47.3256 |
| Vicksburg School District(PRE) | 10.5482 | 18.7774 | 29.3256 |
| Vicksburg School District(Com. Personal) | 10.5482 | 24.7774 | 35.3256 |
| Vicksburg School District(Ind. Personal) | 4.5482 | 18.7774 | 23.3256 |

Sherman Township

2014 Ad Valorem Taxes

| Taxing Entity | Name | Item of Tax | 2014 Taxable Valuation | Amount of Tax Mills | Estimate of Tax Dollars | Total Tax Mills | Total Est. Tax Dollars |
|--------------------|--------------------|----------------------|------------------------|---------------------|-------------------------|-----------------|------------------------|
| County | St Joseph | Operating | \$125,049,952 | 4.5482 | \$568,752 | 7.1282 | \$891,381 |
| | | Roads | | 1.0000 | \$125,050 | | |
| | | 911 | | 0.5000 | \$62,525 | | |
| | | C.O.A | | 0.7500 | \$93,787 | | |
| | | Transportation | | 0.3300 | \$41,266 | | |
| Township | Sherman | Operating | \$125,049,952 | 0.5000 | | | \$62,525 |
| Library | Sturgis | Operating | \$125,049,952 | 1.1000 | | | \$137,555 |
| School District | Burr Oak | Operating | | 18.0000 | | | |
| | | Operating Com. Pers. | | 6.0000 | | | |
| | | Total Non-PRE | \$3,600 | 18.0000 | \$65 | | \$65 |
| | | Total PRE | \$0 | 0.0000 | \$0 | | |
| | | Total Com Personal | \$0 | 6.0000 | \$0 | | |
| | | Total Ind Personal | \$0 | 0.0000 | \$0 | | |
| TOTAL COMBINED | \$3,600 | | | | | | |
| School District | Centreville | Operating | | 18.0000 | | | |
| | | Operating Com. Pers. | | 6.0000 | | | |
| | | Debt | | 6.6400 | | | |
| | | Total Non-PRE | \$17,600,144 | 24.6400 | \$433,668 | | \$694,021 |
| | | Total PRE | \$39,169,679 | 6.6400 | \$260,087 | | |
| | | Total Com Personal | \$21,100 | 12.6400 | \$267 | | |
| Total Ind Personal | \$0 | 6.6400 | \$0 | | | | |
| TOTAL COMBINED | \$56,790,923 | | | | | | |
| School District | Nottawa | Operating | | 18.0000 | | | |
| | | Operating Com. Pers. | | 6.0000 | | | |
| | | Total Non-PRE | \$3,426,469 | 18.0000 | \$61,676 | | \$61,676 |
| | | Total PRE | \$5,004,129 | 0.0000 | \$0 | | |
| | | Total Com Personal | \$0 | 6.0000 | \$0 | | |
| | | Total Ind Personal | \$0 | 0.0000 | \$0 | | |
| TOTAL COMBINED | \$8,430,598 | | | | | | |
| School District | Sturgis | Operating | | 17.6301 | | | |
| | | Operating Com. Pers. | | 5.6301 | | | |
| | | Debt | | 8.3500 | | | |
| | | Total Non-PRE | \$14,243,801 | 25.9801 | \$370,055 | | \$749,827 |
| | | Total PRE | \$45,401,930 | 8.3500 | \$379,106 | | |
| | | Total Com Personal | \$47,600 | 13.9801 | \$665 | | |
| Total Ind Personal | \$0 | 8.3500 | \$0 | | | | |
| TOTAL COMBINED | \$59,693,331 | | | | | | |

| | | | | | | |
|-----------------|----------------------|-----------------------|------------------|---------|-------|--------------|
| | Operating | | 18.0000 | | | |
| | Operating Com. Pers. | | 6.0000 | | | |
| | Sinking Fund | | 3.0000 | | | |
| | Debt | | 1.0000 | | | |
| School District | White Pigeon | Total Non-PRE | \$0 | 22.0000 | \$0 | \$526 |
| | | Total PRE | \$131,500 | 4.0000 | \$526 | |
| | | Total Com Personal | \$0 | 10.0000 | \$0 | |
| | | Total Ind Personal | \$0 | 4.0000 | \$0 | |
| | | TOTAL COMBINED | \$131,500 | | | |

| | | | | | | | |
|----------------|------------------|-------------|---------------|--------|-----------|--------|------------------|
| Interm. School | St Joseph | Operating | \$125,049,952 | 0.2283 | \$28,549 | 2.9783 | \$372,436 |
| | | Extra Voted | | 2.7500 | \$343,887 | | |

| | | | | | | | |
|---------------|------------------|--|---------------|--------|--|--|------------------|
| Comm. College | Glen Oaks | | \$125,049,952 | 2.7249 | | | \$340,749 |
|---------------|------------------|--|---------------|--------|--|--|------------------|

| | | | | | | | |
|-----------------|-----------------|--|---------------|--------|--|--|------------------|
| State Education | Michigan | | \$125,049,952 | 6.0000 | | | \$750,300 |
|-----------------|-----------------|--|---------------|--------|--|--|------------------|

| Totals for Taxable Status by School District | Summer | Winter | Total |
|---|---------------|---------------|--------------|
| Burr Oak School District(Non-PRE) | 10.5482 | 26.7832 | 37.3314 |
| Burr Oak School District(PRE) | 10.5482 | 8.7832 | 19.3314 |
| Burr Oak School District(Com. Personal) | 10.5482 | 14.7832 | 25.3314 |
| Burr Oak School District(Ind. Personal) | 4.5482 | 8.7832 | 13.3314 |
| Centreville School District(Non-PRE) | 10.5482 | 33.4232 | 43.9714 |
| Centreville School District(PRE) | 10.5482 | 15.4232 | 25.9714 |
| Centreville School District(Com. Personal) | 10.5482 | 21.4232 | 31.9714 |
| Centreville School District(Ind. Personal) | 4.5482 | 15.4232 | 19.9714 |
| Nottawa School District(Non-PRE) | 10.5482 | 26.7832 | 37.3314 |
| Nottawa School District(PRE) | 10.5482 | 8.7832 | 19.3314 |
| Nottawa School District(Com. Personal) | 10.5482 | 14.7832 | 25.3314 |
| Nottawa School District(Ind. Personal) | 4.5482 | 8.7832 | 13.3314 |
| Sturgis School District(Non-PRE) | 10.5482 | 34.7633 | 45.3115 |
| Sturgis School District(PRE) | 10.5482 | 17.1332 | 27.6814 |
| Sturgis School District(Com. Personal) | 10.5482 | 22.7633 | 33.3115 |
| Sturgis School District(Ind. Personal) | 4.5482 | 17.1332 | 21.6814 |
| White Pigeon School District(Non-PRE) | 10.5482 | 30.7832 | 41.3314 |
| White Pigeon School District(PRE) | 10.5482 | 12.7832 | 23.3314 |
| White Pigeon School District(Com. Personal) | 10.5482 | 18.7832 | 29.3314 |
| White Pigeon School District(Ind. Personal) | 4.5482 | 12.7832 | 17.3314 |

Sturgis Township

2014 Ad Valorem Taxes

| Taxing Entity | Name | Item of Tax | 2014 Taxable Valuation | Amount of Tax Mills | Estimate of Tax Dollars | Total Tax Mills | Total Est. Tax Dollars |
|-----------------|------------------|----------------------|------------------------|---------------------|-------------------------|-----------------|------------------------|
| County | St Joseph | Operating | \$48,973,945 | 4.5482 | \$222,743 | 7.1282 | \$349,096 |
| | | Roads | | 1.0000 | \$48,974 | | |
| | | 911 | | 0.5000 | \$24,487 | | |
| | | C.O.A | | 0.7500 | \$36,730 | | |
| | | Transportation | | 0.3300 | \$16,161 | | |
| Township | Sturgis | Operating | \$48,973,945 | 0.0000 | | | \$0 |
| Library | Sturgis | Operating | \$48,973,945 | 1.1000 | | | \$53,871 |
| School District | Sturgis | Operating | | 17.6301 | | | |
| | | Operating Com. Pers. | | 5.6301 | | | |
| | | Debt | | 8.3500 | | | |
| | | Total Non-PRE | \$14,657,698 | 25.9801 | \$380,808 | | \$668,418 |
| | | Total PRE | \$32,717,643 | 8.3500 | \$273,192 | | |
| | | Total Com Personal | \$189,904 | 13.9801 | \$2,655 | | |
| | | Total Ind Personal | \$1,408,700 | 8.3500 | \$11,763 | | |
| TOTAL COMBINED | \$48,973,945 | | | | | | |
| Interm. School | St Joseph | Operating | \$48,973,945 | 0.2283 | \$11,181 | 2.9783 | \$145,859 |
| | | Extra Voted | | 2.7500 | \$134,678 | | |
| Comm. College | Glen Oaks | | \$48,973,945 | 2.7249 | | | \$133,449 |
| State Education | Michigan | | \$47,565,245 | 6.0000 | | | \$285,391 |

| Totals for Taxable Status by School District | Summer | Winter | Total |
|--|---------|---------|---------|
| Sturgis School District(Non-PRE) | 10.5482 | 34.2633 | 44.8115 |
| Sturgis School District(PRE) | 10.5482 | 16.6332 | 27.1814 |
| Sturgis School District(Com. Personal) | 10.5482 | 22.2633 | 32.8115 |
| Sturgis School District(Ind. Personal) | 4.5482 | 16.6332 | 21.1814 |

White Pigeon Township

2014 Ad Valorem Taxes

| Taxing Entity | Name | Item of Tax | 2014 Taxable Valuation | Amount of Tax Mills | Estimate of Tax Dollars | Total Tax Mills | Total Est. Tax Dollars |
|---------------|------------------|----------------|------------------------|---------------------|-------------------------|-----------------|------------------------|
| County | St Joseph | Operating | \$190,795,980 | 4.5482 | \$867,778 | 7.1282 | \$1,360,032 |
| | | Roads | | 1.0000 | \$190,796 | | |
| | | 911 | | 0.5000 | \$95,398 | | |
| | | C.O.A | | 0.7500 | \$143,097 | | |
| | | Transportation | | 0.3300 | \$62,963 | | |

| | | | | | | | |
|----------|---------------------|-----------|---------------|--------|-----------|--------|------------------|
| Township | White Pigeon | Operating | \$190,795,980 | 0.9082 | \$173,281 | 1.8569 | \$354,289 |
| | | Library | | 0.9487 | \$181,008 | | |

| | | | | | | | |
|---------|---------------------|-----------|--------------|--------|-----------|---------|------------------|
| Village | White Pigeon | Operating | \$26,331,135 | 9.8737 | \$259,986 | 10.2087 | \$268,807 |
| | | Ambulance | | 0.3350 | \$8,821 | | |

| | | | | | | | |
|--------------------|---------------------|-----------------------|----------------------|---------|-------------|--|--------------------|
| School District | White Pigeon | Operating | | 18.0000 | | | |
| | | Operating Com. Pers. | | 6.0000 | | | |
| | | Sinking Fund | | 3.0000 | | | |
| | | Debt | | 1.0000 | | | |
| | | Total Non-PRE | \$101,232,459 | 22.0000 | \$2,227,114 | | \$2,588,756 |
| | | Total PRE | \$84,744,621 | 4.0000 | \$338,978 | | |
| | | Total Com Personal | \$564,700 | 10.0000 | \$5,647 | | |
| Total Ind Personal | \$4,254,200 | 4.0000 | \$17,017 | | | | |
| | | TOTAL COMBINED | \$190,795,980 | | | | |

| | | | | | | | |
|----------------|------------------|-------------|---------------|--------|-----------|--------|------------------|
| Interm. School | St Joseph | Operating | \$190,795,980 | 0.2283 | \$43,559 | 2.9783 | \$568,248 |
| | | Extra Voted | | 2.7500 | \$524,689 | | |

| | | | | | | | |
|---------------|------------------|--|---------------|--------|--|--|------------------|
| Comm. College | Glen Oaks | | \$190,795,980 | 2.7249 | | | \$519,900 |
|---------------|------------------|--|---------------|--------|--|--|------------------|

| | | | | | | | |
|-----------------|-----------------|--|---------------|--------|--|--|--------------------|
| State Education | Michigan | | \$186,541,780 | 6.0000 | | | \$1,119,251 |
|-----------------|-----------------|--|---------------|--------|--|--|--------------------|

| Totals for Taxable Status by School District | Summer | Winter | Total |
|--|---------|---------|---------|
| White Pigeon School District(Non-PRE) | 10.5482 | 32.1401 | 42.6883 |
| White Pigeon School District(PRE) | 10.5482 | 14.1401 | 24.6883 |
| White Pigeon School District(Com. Personal) | 10.5482 | 20.1401 | 30.6883 |
| White Pigeon School District(Ind. Personal) | 4.5482 | 14.1401 | 18.6883 |
| <i>*Parcels located within Village limits add</i> | 10.2087 | 0.0000 | 10.2087 |

Three Rivers City

2014 Ad Valorem Taxes

| Taxing Entity | Name | Item of Tax | 2014 Taxable Valuation | Amount of Tax Mills | Estimate of Tax Dollars | Total Tax Mills | Total Est. Tax Dollars |
|---|---------------------|----------------------|------------------------|---------------------|-------------------------|-----------------|------------------------|
| County | St Joseph | Operating | \$206,734,879 | 4.5482 | \$940,272 | 7.1282 | \$1,473,648 |
| | | Roads | | 1.0000 | \$206,735 | | |
| | | 911 | | 0.5000 | \$103,367 | | |
| | | C.O.A | | 0.7500 | \$155,051 | | |
| | | Transportation | | 0.3300 | \$68,223 | | |
| City | Three Rivers | Operating | \$206,734,879 | 11.4253 | \$2,362,008 | 19.6158 | \$4,055,270 |
| | | Roads/Sidewalks | | 3.67590 | \$759,937 | | |
| | | Library Operating | | 1.68000 | \$347,315 | | |
| | | Ambulance | | 1.95960 | \$405,118 | | |
| | | Solid Waste | | 0.87500 | \$180,893 | | |
| City | DDA | Operating | \$11,559,128 | 1.00000 | | | \$11,559 |
| School District | Three Rivers | Operating | | 18.0000 | | | |
| | | Operating Com. Pers. | | 6.0000 | | | |
| | | Debt | | 5.5600 | | | |
| | | Total Non-PRE | \$92,688,593 | 23.5600 | \$2,183,743 | | \$2,877,440 |
| | | Total PRE | \$47,084,186 | 5.5600 | \$261,788 | | |
| | | Total Com Personal | \$9,933,200 | 11.5600 | \$114,828 | | |
| | | Total Ind Personal | \$57,028,900 | 5.5600 | \$317,081 | | |
| TOTAL COMBINED | \$206,734,879 | | | | | | |
| Interm. School | St Joseph | Operating | \$206,734,879 | 0.2283 | \$47,198 | 2.9783 | \$615,718 |
| | | Extra Voted | | 2.7500 | \$568,521 | | |
| Comm. College | Glen Oaks | Operating | \$206,734,879 | 2.7249 | | | \$563,332 |
| State Education | Michigan | | \$149,705,979 | 6.0000 | | | \$898,236 |
| Totals for Taxable Status by School District | | | Summer | Winter | Total | | |
| Three Rivers School District(Non-PRE) | | | 24.5285 | 37.4787 | 62.0072 | | |
| Three Rivers School District(PRE) | | | 24.5285 | 19.4787 | 44.0072 | | |
| Three Rivers School District(Com. Personal) | | | 24.5285 | 25.4787 | 50.0072 | | |
| Three Rivers School District(Ind. Personal) | | | 18.5285 | 19.4787 | 38.0072 | | |
| <i>*Parcels located within DDA add</i> | | | 1.0000 | 0.0000 | 1.0000 | | |

Sturgis City

2014 Ad Valorem Taxes

| Taxing Entity | Name | Item of Tax | 2014 Taxable Valuation | Amount of Tax Mills | Estimate of Tax Dollars | Total Tax Mills | Total Est. Tax Dollars |
|-----------------|------------------|----------------------|------------------------|---------------------|-------------------------|-----------------|------------------------|
| County | St Joseph | Operating | \$240,581,501 | 4.5482 | \$1,094,213 | 7.1282 | \$1,714,913 |
| | | Roads | | 1.0000 | \$240,582 | | |
| | | 911 | | 0.5000 | \$120,291 | | |
| | | C.O.A | | 0.7500 | \$180,436 | | |
| | | Transportation | | 0.3300 | \$79,392 | | |
| City | Sturgis | Operating | \$240,581,501 | 10.0285 | \$2,412,672 | 13.0285 | \$3,134,416 |
| | | Streets/Sidewalks | | 3.0000 | \$721,745 | | |
| Library | Sturgis | Operating | \$240,581,501 | 1.1000 | | | \$264,640 |
| School District | Sturgis | Operating | | 17.6301 | | | |
| | | Operating Com. Pers. | | 5.6301 | | | |
| | | Debt | | 8.3500 | | | |
| | | Total Non-PRE | \$95,598,497 | 25.9801 | \$2,483,659 | | \$3,731,092 |
| | | Total PRE | \$86,871,304 | 8.3500 | \$725,375 | | |
| | | Total Com Personal | \$6,540,800 | 13.9801 | \$91,441 | | |
| | | Total Ind Personal | \$51,570,900 | 8.3500 | \$430,617 | | |
| TOTAL COMBINED | | \$240,581,501 | | | | | |
| Interm. School | St Joseph | Operating | \$240,581,501 | 0.2283 | \$54,925 | 2.9783 | \$716,524 |
| | | Extra Voted | | 2.7500 | \$661,599 | | |
| Comm. College | Glen Oaks | | \$240,581,501 | 2.7249 | | | \$655,561 |
| State Education | Michigan | | \$189,010,601 | 6.0000 | | | \$1,134,064 |

| Totals for Taxable Status by School District | Summer | Winter | Total |
|---|---------|---------|---------|
| Sturgis School District(Non-PRE) | 23.5767 | 34.2633 | 57.8400 |
| Sturgis School District(PRE) | 23.5767 | 16.6332 | 40.2099 |
| Sturgis School District(Com. Personal) | 23.5767 | 22.2633 | 45.8400 |
| Sturgis School District(Ind. Personal) | 17.5767 | 16.6332 | 34.2099 |

Compilation of Overall Estimated Tax Revenue

| Local Governmental Units | Overall Millage Rate | Taxable Value | Estimated Tax Dollars |
|---------------------------|----------------------|---------------|-----------------------|
| 001 Burr Oak Township | 0.9144 | \$57,877,100 | \$52,923 |
| 002 Colon Township | 4.1855 | \$94,794,457 | \$396,762 |
| 003 Constantine Township | 1.4452 | \$115,403,546 | \$166,781 |
| 004 Fabius Township | 0.0000 | \$168,460,083 | \$0 |
| 005 Fawn River Township | 0.0000 | \$34,649,398 | \$0 |
| 006 Florence Township | 0.9164 | \$41,304,005 | \$37,851 |
| 007 Flowerfield Township | 0.8886 | \$51,175,800 | \$45,475 |
| 008 Leonidas Township | 2.5814 | \$41,659,659 | \$107,540 |
| 009 Lockport Township | 1.4894 | \$101,383,161 | \$151,000 |
| 010 Mendon Township | 3.5624 | \$90,692,548 | \$323,083 |
| 011 Mottville Township | 0.9401 | \$57,751,665 | \$54,292 |
| 012 Nottawa Township | 2.4994 | \$114,677,633 | \$286,625 |
| 013 Park Township | 1.6423 | \$121,533,349 | \$199,594 |
| 014 Sherman Township | 0.5000 | \$125,049,952 | \$62,525 |
| 015 Sturgis Township | 0.0000 | \$48,973,945 | \$0 |
| 016 White Pigeon Township | 1.8569 | \$190,795,980 | \$354,289 |
| 051 Three Rivers City | 19.6158 | \$206,734,879 | \$4,055,270 |
| 052 Sturgis City | 13.0285 | \$240,581,501 | \$3,134,416 |
| 040 Burr Oak Village | 15.7624 | \$7,695,361 | \$121,297 |
| 041 Colon Village | 14.5710 | \$25,506,706 | \$371,658 |
| 042 Centreville Village | 12.2461 | \$20,291,765 | \$248,495 |
| 043 Constantine Village | 16.0500 | \$47,444,198 | \$761,479 |
| 044 Mendon Village | 9.1643 | \$24,902,972 | \$228,218 |
| 045 White Pigeon Village | 10.2087 | \$26,331,135 | \$268,807 |

| Authorities | Overall Millage Rate | Taxable Value | Estimated Tax Dollars |
|--------------------------|----------------------|---------------|-----------------------|
| Sturgis District Library | 1.1000 | \$449,254,796 | \$494,180 |
| Three Rivers DDA | 1.0000 | \$11,559,128 | \$11,559 |

| St. Joseph County | Overall Millage Rate | Taxable Value | Estimated Tax Dollars |
|-------------------|----------------------|-----------------|-----------------------|
| Operating | 4.5482 | \$1,903,498,661 | \$8,657,493 |
| Roads | 1.0000 | \$1,903,498,661 | \$1,903,499 |
| 911 | 0.5000 | \$1,903,498,661 | \$951,749 |
| C.O.A | 0.7500 | \$1,903,498,661 | \$1,427,624 |
| Transportation | 0.3300 | \$1,903,498,661 | \$628,155 |
| Total | 7.1282 | \$1,903,498,661 | \$13,568,519 |

| Intermediate School Districts and Colleges | Overall Millage Rate | Taxable Value | Estimated Tax Dollars |
|--|----------------------|-----------------|-----------------------|
| Branch County ISD | 8.2061 | \$58,934 | \$484 |
| Calhoun County ISD | 6.2057 | \$277,441 | \$1,722 |
| Lewis Cass ISD | 2.2317 | \$5,436,582 | \$12,133 |
| Kalamazoo Resa | 4.8916 | \$13,303,449 | \$65,075 |
| St. Joseph County ISD | 2.9783 | \$1,884,348,597 | \$5,612,155 |
| Kalamazoo Valley CC | 2.8135 | \$13,303,449 | \$37,429 |
| Kellogg CC | 3.6136 | \$277,441 | \$1,003 |
| Glen Oaks CC | 2.7249 | \$1,884,348,597 | \$5,134,661 |

Compilation of Overall Estimated Tax Revenue

| School | Taxable Value | Operating Millage | Operating Tax Dollars | Extra Voted Millage | Extra Voted Tax Dollars | Debt Millage | Debt Tax Dollars | Total Est. Tax Dollars |
|---|----------------------|-------------------|-----------------------|---------------------|-------------------------|--------------|--------------------|------------------------|
| Athens School District(Non-PRE) | \$5,600 | 18.0000 | \$101 | 0.0000 | \$0 | 4.3600 | \$24 | \$125 |
| Athens School District(PRE) | \$271,841 | 0.0000 | \$0 | 0.0000 | \$0 | 4.3600 | \$1,185 | \$1,185 |
| Athens School District(Com. Personal) | \$0 | 6.0000 | \$0 | 0.0000 | \$0 | 4.3600 | \$0 | \$0 |
| Athens School District(Ind. Personal) | \$0 | 0.0000 | \$0 | 0.0000 | \$0 | 4.3600 | \$0 | \$0 |
| Totals | \$277,441 | | \$101 | | \$0 | | \$1,210 | \$1,310 |
| Bronson School District(Non-PRE) | \$4,423 | 17.7264 | \$78 | 2.0000 | \$9 | 0.0000 | \$0 | \$87 |
| Bronson School District(PRE) | \$54,511 | 0.0000 | \$0 | 2.0000 | \$109 | 0.0000 | \$0 | \$109 |
| Bronson School District(Com. Personal) | \$0 | 5.7264 | \$0 | 2.0000 | \$0 | 0.0000 | \$0 | \$0 |
| Bronson School District(Ind. Personal) | \$0 | 0.0000 | \$0 | 2.0000 | \$0 | 0.0000 | \$0 | \$0 |
| Totals | \$58,934 | | \$78 | | \$118 | | \$0 | \$196 |
| Burr Oak School District(Non-PRE) | \$9,514,814 | 18.0000 | \$171,267 | 0.0000 | \$0 | 0.0000 | \$0 | \$171,267 |
| Burr Oak School District(PRE) | \$25,548,419 | 0.0000 | \$0 | 0.0000 | \$0 | 0.0000 | \$0 | \$0 |
| Burr Oak School District(Com. Personal) | \$201,800 | 6.0000 | \$1,211 | 0.0000 | \$0 | 0.0000 | \$0 | \$1,211 |
| Burr Oak School District(Ind. Personal) | \$263,300 | 0.0000 | \$0 | 0.0000 | \$0 | 0.0000 | \$0 | \$0 |
| Totals | \$35,528,333 | | \$172,477 | | \$0 | | \$0 | \$172,477 |
| Centreville School District(Non-PRE) | \$42,788,828 | 18.0000 | \$770,199 | 0.0000 | \$0 | 6.6400 | \$284,118 | \$1,054,317 |
| Centreville School District(PRE) | \$109,973,330 | 0.0000 | \$0 | 0.0000 | \$0 | 6.6400 | \$730,223 | \$730,223 |
| Centreville School District(Com. Personal) | \$1,076,600 | 6.0000 | \$6,460 | 0.0000 | \$0 | 6.6400 | \$7,149 | \$13,608 |
| Centreville School District(Ind. Personal) | \$657,300 | 0.0000 | \$0 | 0.0000 | \$0 | 6.6400 | \$4,364 | \$4,364 |
| Totals | \$154,496,058 | | \$776,659 | | \$0 | | \$1,025,854 | \$1,802,512 |
| Colon School District(Non-PRE) | \$45,826,820 | 18.0000 | \$824,883 | 0.0000 | \$0 | 5.6000 | \$256,630 | \$1,081,513 |
| Colon School District(PRE) | \$85,354,725 | 0.0000 | \$0 | 0.0000 | \$0 | 5.6000 | \$477,986 | \$477,986 |
| Colon School District(Com. Personal) | \$947,700 | 6.0000 | \$5,686 | 0.0000 | \$0 | 5.6000 | \$5,307 | \$10,993 |
| Colon School District(Ind. Personal) | \$1,136,300 | 0.0000 | \$0 | 0.0000 | \$0 | 5.6000 | \$6,363 | \$6,363 |
| Totals | \$133,265,545 | | \$830,569 | | \$0 | | \$746,287 | \$1,576,856 |
| Constantine School District(Non-PRE) | \$40,802,550 | 18.0000 | \$734,446 | 0.0000 | \$0 | 6.8000 | \$277,457 | \$1,011,903 |
| Constantine School District(PRE) | \$73,794,269 | 0.0000 | \$0 | 0.0000 | \$0 | 6.8000 | \$501,801 | \$501,801 |
| Constantine School District(Com. Personal) | \$2,545,611 | 6.0000 | \$15,274 | 0.0000 | \$0 | 6.8000 | \$17,310 | \$32,584 |
| Constantine School District(Ind. Personal) | \$15,400,900 | 0.0000 | \$0 | 0.0000 | \$0 | 6.8000 | \$104,726 | \$104,726 |
| Totals | \$132,543,330 | | \$749,720 | | \$0 | | \$901,295 | \$1,651,014 |
| Marcellus School District(Non-PRE) | \$651,937 | 18.0000 | \$11,735 | 0.0000 | \$0 | 8.7500 | \$5,704 | \$17,439 |
| Marcellus School District(PRE) | \$4,755,251 | 0.0000 | \$0 | 0.0000 | \$0 | 8.7500 | \$41,608 | \$41,608 |
| Marcellus School District(Com. Personal) | \$29,394 | 6.0000 | \$176 | 0.0000 | \$0 | 8.7500 | \$257 | \$434 |
| Marcellus School District(Ind. Personal) | \$0 | 0.0000 | \$0 | 0.0000 | \$0 | 8.7500 | \$0 | \$0 |
| Totals | \$5,436,582 | | \$11,911 | | \$0 | | \$47,570 | \$59,481 |
| Mendon School District(Non-PRE) | \$48,389,131 | 18.0000 | \$871,004 | 0.0000 | \$0 | 8.0000 | \$387,113 | \$1,258,117 |
| Mendon School District(PRE) | \$75,600,370 | 0.0000 | \$0 | 0.0000 | \$0 | 8.0000 | \$604,803 | \$604,803 |
| Mendon School District(Com. Personal) | \$1,037,600 | 6.0000 | \$6,226 | 0.0000 | \$0 | 8.0000 | \$8,301 | \$14,526 |
| Mendon School District(Ind. Personal) | \$13,828,900 | 0.0000 | \$0 | 0.0000 | \$0 | 8.0000 | \$110,631 | \$110,631 |
| Totals | \$138,856,001 | | \$877,230 | | \$0 | | \$1,110,848 | \$1,988,078 |
| Nottawa School District(Non-PRE) | \$19,743,308 | 18.0000 | \$355,380 | 0.0000 | \$0 | 0.0000 | \$0 | \$355,380 |
| Nottawa School District(PRE) | \$37,612,194 | 0.0000 | \$0 | 0.0000 | \$0 | 0.0000 | \$0 | \$0 |
| Nottawa School District(Com. Personal) | \$187,300 | 6.0000 | \$1,124 | 0.0000 | \$0 | 0.0000 | \$0 | \$1,124 |
| Nottawa School District(Ind. Personal) | \$0 | 0.0000 | \$0 | 0.0000 | \$0 | 0.0000 | \$0 | \$0 |
| Totals | \$57,542,802 | | \$356,503 | | \$0 | | \$0 | \$356,503 |
| Sturgis School District(Non-PRE) | \$133,804,293 | 17.6301 | \$2,358,983 | 0.0000 | \$0 | 8.3500 | \$1,117,266 | \$3,476,249 |
| Sturgis School District(PRE) | \$210,586,180 | 0.0000 | \$0 | 0.0000 | \$0 | 8.3500 | \$1,758,395 | \$1,758,395 |
| Sturgis School District(Com. Personal) | \$6,949,904 | 5.6301 | \$39,129 | 0.0000 | \$0 | 8.3500 | \$58,032 | \$97,160 |
| Sturgis School District(Ind. Personal) | \$52,979,600 | 0.0000 | \$0 | 0.0000 | \$0 | 8.3500 | \$442,380 | \$442,380 |
| Totals | \$404,319,977 | | \$2,398,112 | | \$0 | | \$3,376,072 | \$5,774,184 |
| Three Rivers School District(Non-PRE) | \$223,888,569 | 18.0000 | \$4,029,994 | 0.0000 | \$0 | 5.5600 | \$1,244,820 | \$5,274,815 |
| Three Rivers School District(PRE) | \$285,680,576 | 0.0000 | \$0 | 0.0000 | \$0 | 5.5600 | \$1,588,384 | \$1,588,384 |
| Three Rivers School District(Com. Personal) | \$12,675,319 | 6.0000 | \$76,052 | 0.0000 | \$0 | 5.5600 | \$70,475 | \$146,527 |
| Three Rivers School District(Ind. Personal) | \$59,725,900 | 0.0000 | \$0 | 0.0000 | \$0 | 5.5600 | \$332,076 | \$332,076 |
| Totals | \$581,970,364 | | \$4,106,046 | | \$0 | | \$3,235,755 | \$7,341,801 |
| Vicksburg School District(Non-PRE) | \$2,828,446 | 18.0000 | \$50,912 | 0.0000 | \$0 | 6.8500 | \$19,375 | \$70,287 |
| Vicksburg School District(PRE) | \$10,407,603 | 0.0000 | \$0 | 0.0000 | \$0 | 6.8500 | \$71,292 | \$71,292 |
| Vicksburg School District(Com. Personal) | \$67,400 | 6.0000 | \$404 | 0.0000 | \$0 | 6.8500 | \$462 | \$866 |
| Vicksburg School District(Ind. Personal) | \$0 | 0.0000 | \$0 | 0.0000 | \$0 | 6.8500 | \$0 | \$0 |
| Totals | \$13,303,449 | | \$51,316 | | \$0 | | \$91,129 | \$142,445 |
| White Pigeon School District(Non-PRE) | \$121,760,777 | 18.0000 | \$2,191,694 | 3.0000 | \$365,282 | 1.0000 | \$121,761 | \$2,678,737 |
| White Pigeon School District(PRE) | \$111,159,110 | 0.0000 | \$0 | 3.0000 | \$333,477 | 1.0000 | \$111,159 | \$444,636 |
| White Pigeon School District(Com. Personal) | \$2,914,900 | 6.0000 | \$17,489 | 3.0000 | \$8,745 | 1.0000 | \$2,915 | \$29,149 |
| White Pigeon School District(Ind. Personal) | \$9,991,400 | 0.0000 | \$0 | 3.0000 | \$29,974 | 1.0000 | \$9,991 | \$39,966 |
| Totals | \$245,826,187 | | \$2,209,183 | | \$737,479 | | \$245,826 | \$3,192,488 |

Comparison of Overall Estimated Tax Revenue

| Local Governmental Units | 2013 Estimated Tax Dollars | 2014 Estimated Tax Dollars | % Change |
|---------------------------|-------------------------------|-------------------------------|-------------|
| 001 Burr Oak Township | \$51,649 | \$52,923 | 2.47% |
| 002 Colon Township | \$394,825 | \$396,762 | 0.49% |
| 003 Constantine Township | \$169,379 | \$166,781 | -1.53% |
| 004 Fabius Township | \$0 | \$0 | 0.00% |
| 005 Fawn River Township | \$0 | \$0 | 0.00% |
| 006 Florence Township | \$36,704 | \$37,851 | 3.13% |
| 007 Flowerfield Township | \$44,803 | \$45,475 | 1.50% |
| 008 Leonidas Township | \$103,444 | \$107,540 | 3.96% |
| 009 Lockport Township | \$151,123 | \$151,000 | -0.08% |
| 010 Mendon Township | \$305,654 | \$323,083 | 5.70% |
| 011 Mottville Township | \$53,854 | \$54,292 | 0.81% |
| 012 Nottawa Township | \$281,127 | \$286,625 | 1.96% |
| 013 Park Township | \$183,405 | \$199,594 | 8.83% |
| 014 Sherman Township | \$60,873 | \$62,525 | 2.71% |
| 015 Sturgis Township | \$0 | \$0 | 0.00% |
| 016 White Pigeon Township | \$367,756 | \$354,289 | -3.66% |
| 051 Three Rivers City | \$4,166,889 | \$4,055,270 | -2.68% |
| 052 Sturgis City | \$3,179,609 | \$3,134,416 | -1.42% |
| 040 Burr Oak Village | \$123,052 | \$121,297 | -1.43% |
| 041 Colon Village | \$368,288 | \$371,658 | 0.92% |
| 042 Centreville Village | \$249,835 | \$248,495 | -0.54% |
| 043 Constantine Village | \$799,612 | \$761,479 | -4.77% |
| 044 Mendon Village | \$236,466 | \$228,218 | -3.49% |
| 045 White Pigeon Village | \$281,758 | \$268,807 | -4.60% |

| Authorities | 2013 Estimated Tax Dollars | 2014 Estimated Tax Dollars | % Change |
|--------------------------|-------------------------------|-------------------------------|-------------|
| Sturgis District Library | \$494,131 | \$494,180 | 0.01% |
| Three Rivers DDA | \$11,733 | \$11,559 | -1.48% |

| St. Joseph County | 2013 Estimated Tax Dollars | 2014 Estimated Tax Dollars | % Change |
|-------------------|-------------------------------|-------------------------------|-------------|
| Operating | \$8,580,333 | \$8,657,493 | 0.90% |
| Roads | \$1,873,705 | \$1,903,499 | 1.59% |
| 911 | \$943,267 | \$951,749 | 0.90% |
| C.O.A | \$1,414,900 | \$1,427,624 | 0.90% |
| Transportation | \$622,556 | \$628,155 | 0.90% |
| Total | \$13,434,762 | \$13,568,519 | 1.00% |

| Intermediate School Districts and Colleges | 2013 Estimated Tax Dollars | 2014 Estimated Tax Dollars | % Change |
|---|-------------------------------|-------------------------------|-------------|
| Branch County ISD | \$476 | \$484 | 1.60% |
| Calhoun County ISD | \$1,696 | \$1,722 | 1.49% |
| Lewis Cass ISD | \$12,340 | \$12,133 | -1.68% |
| Kalamazoo Resa | \$44,051 | \$65,075 | 47.73% |
| St. Joseph County ISD | \$5,012,306 | \$5,612,155 | 11.97% |
| Kalamazoo Valley CC | \$36,543 | \$37,429 | 2.43% |
| Kellogg CC | \$988 | \$1,003 | 1.49% |
| Glen Oaks CC | \$5,089,254 | \$5,134,661 | 0.89% |

Comparison of Overall Estimated Tax Revenue

| School | 2013 Total Est. Tax Dollars | 2014 Total Est. Tax Dollars | % Change |
|--|--------------------------------|--------------------------------|----------------|
| Athens School District(Non-PRE) | \$0 | \$125 | 125% |
| Athens School District(PRE) | \$1,116 | \$1,185 | 6.23% |
| Athens School District(Com. Personal) | \$59 | \$0 | -100.00% |
| Athens School District(Ind. Personal) | \$0 | \$0 | 0.00% |
| Totals | \$1,175 | \$1,310 | 11.55% |
| Bronson School District(Non-PRE) | \$77 | \$87 | 13.05% |
| Bronson School District(PRE) | \$0 | \$109 | 0.00% |
| Bronson School District(Com. Personal) | \$0 | \$0 | 0.00% |
| Bronson School District(Ind. Personal) | \$0 | \$0 | 0.00% |
| Totals | \$77 | \$196 | 154.30% |
| Burr Oak School District(Non-PRE) | \$154,697 | \$171,267 | 10.71% |
| Burr Oak School District(PRE) | \$0 | \$0 | 0.00% |
| Burr Oak School District(Com. Personal) | \$1,303 | \$1,211 | -7.05% |
| Burr Oak School District(Ind. Personal) | \$0 | \$0 | 0.00% |
| Totals | \$155,999 | \$172,477 | 10.56% |
| Centreville School District(Non-PRE) | \$884,269 | \$1,054,317 | 19.23% |
| Centreville School District(PRE) | \$434,299 | \$730,223 | 68.14% |
| Centreville School District(Com. Personal) | \$13,866 | \$13,608 | -1.86% |
| Centreville School District(Ind. Personal) | \$1,562 | \$4,364 | 179.34% |
| Totals | \$1,333,996 | \$1,802,512 | 35.12% |
| Colon School District(Non-PRE) | \$1,051,891 | \$1,081,513 | 2.82% |
| Colon School District(PRE) | \$468,823 | \$477,986 | 1.95% |
| Colon School District(Com. Personal) | \$13,885 | \$10,993 | -20.83% |
| Colon School District(Ind. Personal) | \$6,357 | \$6,363 | 0.11% |
| Totals | \$1,540,955 | \$1,576,856 | 2.33% |
| Constantine School District(Non-PRE) | \$1,072,256 | \$1,011,903 | -5.63% |
| Constantine School District(PRE) | \$498,734 | \$501,801 | 0.62% |
| Constantine School District(Com. Personal) | \$32,931 | \$32,584 | -1.05% |
| Constantine School District(Ind. Personal) | \$107,807 | \$104,726 | -2.86% |
| Totals | \$1,711,727 | \$1,651,014 | -3.55% |
| Marcellus School District(Non-PRE) | \$19,402 | \$17,439 | -10.12% |
| Marcellus School District(PRE) | \$29,094 | \$41,608 | 43.01% |
| Marcellus School District(Com. Personal) | \$908 | \$434 | -52.27% |
| Marcellus School District(Ind. Personal) | \$0 | \$0 | 0.00% |
| Totals | \$49,405 | \$59,481 | 20.40% |
| Mendon School District(Non-PRE) | \$1,078,468 | \$1,258,117 | 16.66% |
| Mendon School District(PRE) | \$518,771 | \$604,803 | 16.58% |
| Mendon School District(Com. Personal) | \$13,559 | \$14,526 | 7.13% |
| Mendon School District(Ind. Personal) | \$86,076 | \$110,631 | 28.53% |
| Totals | \$1,696,873 | \$1,988,078 | 17.16% |
| Nottawa School District(Non-PRE) | \$355,474 | \$355,380 | -0.03% |
| Nottawa School District(PRE) | \$0 | \$0 | 0.00% |
| Nottawa School District(Com. Personal) | \$1,498 | \$1,124 | -24.99% |
| Nottawa School District(Ind. Personal) | \$0 | \$0 | 0.00% |
| Totals | \$356,972 | \$356,503 | -0.13% |
| Sturgis School District(Non-PRE) | \$3,614,280 | \$3,476,249 | -3.82% |
| Sturgis School District(PRE) | \$1,728,579 | \$1,758,395 | 1.72% |
| Sturgis School District(Com. Personal) | \$161,307 | \$97,160 | -39.77% |
| Sturgis School District(Ind. Personal) | \$413,378 | \$442,380 | 7.02% |
| Totals | \$5,917,544 | \$5,774,184 | -2.42% |

Comparison of Overall Estimated Tax Revenue

| School | 2013 Total Est. Tax Dollars | 2014 Total Est. Tax Dollars | % Change |
|---|--------------------------------|--------------------------------|---------------|
| Three Rivers School District(Non-PRE) | \$4,965,946 | \$5,274,815 | 6.22% |
| Three Rivers School District(PRE) | \$1,723,407 | \$1,588,384 | -7.83% |
| Three Rivers School District(Com. Personal) | \$231,365 | \$146,527 | -36.67% |
| Three Rivers School District(Ind. Personal) | \$380,087 | \$332,076 | -12.63% |
| Totals | \$7,300,804 | \$7,341,801 | 0.56% |
| Vicksburg School District(Non-PRE) | \$60,735 | \$70,287 | 15.73% |
| Vicksburg School District(PRE) | \$54,702 | \$71,292 | 30.33% |
| Vicksburg School District(Com. Personal) | \$1,023 | \$866 | -15.31% |
| Vicksburg School District(Ind. Personal) | \$0 | \$0 | 0.00% |
| Totals | \$116,459 | \$142,445 | 22.31% |
| White Pigeon School District(Non-PRE) | \$2,693,435 | \$2,678,737 | -0.55% |
| White Pigeon School District(PRE) | \$335,465 | \$444,636 | 32.54% |
| White Pigeon School District(Com. Personal) | \$33,322 | \$29,149 | -12.52% |
| White Pigeon School District(Ind. Personal) | \$25,973 | \$39,966 | 53.87% |
| Totals | \$3,088,195 | \$3,192,488 | 3.38% |

**2014 ST JOSEPH COUNTY
ANNUAL APPORTIONMENT REPORT
SPECIAL ASSESSMENT**

COUNTY DRAINS

| GROVER & COOHON DRAIN | | | | | | | |
|----------------------------------|-------------------|-------------------|--|--|-------------------|---------------|-----------------------|
| Yr 10 of 15 | AT-LARGE | DIRECT | | | AT-LARGE | | TOTAL LEVY |
| | Colon | Colon | | | County | MDOT | |
| LEVY | \$4,853.03 | \$8,285.04 | | | \$5,570.03 | \$0.00 | \$18,708.10 |

| FELKER DRAIN | | | | | | | |
|---------------------|-------------------|--------------------|--|--|-------------------|--|-----------------------|
| Yr 9 of 10 | AT-LARGE | DIRECT | | | AT-LARGE | | TOTAL LEVY |
| | Park | Park | | | County | | |
| LEVY | \$8,771.05 | \$30,792.81 | | | \$9,769.75 | | \$49,333.61 |

| COLON NUMBER ONE DRAIN | | | | | | | |
|-------------------------------|-------------------|--------------------|-------------------|-------------------|---------------|---------------|-----------------------|
| Yr 8 of 10 | AT-LARGE | DIRECT | AT-LARGE | DIRECT | AT-LARGE | | TOTAL LEVY |
| | Colon | Colon | Nottawa | Nottawa | County | MDOT | |
| LEVY | \$8,040.28 | \$17,482.73 | \$7,193.93 | \$3,191.74 | \$0.00 | \$0.00 | \$35,908.68 |

| Kaiser Lake Assessment | | | | | | | |
|-------------------------------|----------|-------------------|--|--|----------|--|-----------------------|
| Yr 5 of 5 | AT-LARGE | DIRECT | | | AT-LARGE | | TOTAL LEVY |
| | | Fabius | | | County | | |
| LEVY | | \$3,985.05 | | | | | \$3,985.05 |

| Beaver Lake Assessment | | | | | | | |
|--|----------|-------------------|--|--|----------|--|-----------------------|
| Yr 5 of 5 | AT-LARGE | DIRECT | | | AT-LARGE | | TOTAL LEVY |
| | | Colon | | | County | | |
| LEVY | | \$4,470.83 | | | | | \$4,470.83 |
| <i>The above assessments have been duly filed with the St Joseph County Clerk's office on September 18, of 2014 by the duly appointed and elected official governmental units responsible.</i> | | | | | | | |