



2013  
St Joseph County  
Apportionment Report



*Prepared By:  
St Joseph County Equalization Dept.*



St Joseph County

---

---

# *Land Resource Centre*

(269) 467-5576

Fax (269) 467-5672

*Public Works    Intergovernmental Services*  
*Equalization    Geographic Information Systems    Rural Address Identification*

DATE:            October 7, 2013  
TO:                St Joseph County Board of Commissioners  
FROM:            Anthony Meyaard, Equalization Director  
RE:                2013 Annual Apportionment Report

To Whom It May Concern,

Pursuant to requirements set forth by the State of Michigan, the Equalization Department of St Joseph County has prepared the attached Apportionment Report for your review and analysis. This report is a compilation of all millage rates levied within St Joseph County by various agents and authorities. Upon your review, you will find that the taxable valuations used are based on the ad valorem values that were approved by the Commissioners in April, and thus do not account for any adjustments made by the July Board of Review, Michigan Tax Tribunal or State Tax Commission.

The statutory responsibilities of the Count Board of Commissioners in this matter are listed below:

THE GENERAL PROPERTY TAX ACT (EXCERPT)

Act 206 of 1893

Sec. 37.

The county board of commissioners, either at a session held not later than October 31 in each year or at a special meeting held for a local tax collecting unit that approves under section 44a(2) the accelerated collection in a summer property tax levy of a millage that had been previously billed and collected as in a preceding tax year as part of the winter property tax levy, shall ascertain and determine the amount of money to be raised for county purposes, and shall apportion the amount and also the amount of the state tax and indebtedness of the county to the state among the several townships in the county in proportion to the valuation of the taxable real and personal property as determined by the board, or as determined by the state tax commission upon appeal in the manner provided by law for that year, which determination and apportionment shall be entered at large on county records. The board, at a session held not later than October 31 in each year, shall also examine all certificates, statements, papers, and records submitted to it, showing the money to be raised in the several townships for school, highway, drain, township, and other purposes. It shall hear and consider all objections made to raising that money by any taxpayer affected. If it appears to the board that any certificate, statement, paper, or record is not properly certified or is in any way defective, or that any proceeding to authorize the raising of the money has not been had or is in any way imperfect, the board shall verify the same, and if the certificate, statement, paper, record, or proceeding can then be corrected, supplied, or had, the board shall authorize and require the defects or omissions of proceedings to be corrected, supplied, or had. The board may refer any or all the certificates, statements, papers, records, and proceedings to the prosecuting attorney, who shall investigate and without delay report in writing his or her opinion to the board. The board shall direct that the money proposed to be raised for township, school, highway, drain, and all other purposes authorized by law

shall be spread upon the assessment roll of the proper townships, wards, and cities. This action and direction shall be entered in full upon the records of the proceedings of the board and shall be final as to the levy and assessment of all the taxes, except if there is a change made in the equalization of any county by the state tax commission upon appeal in the manner provided by law. The direction for spread of taxes shall be expressed in terms of millages to be spread against the taxable values of properties and shall not direct the raising of any specific amount of money. This section does not apply when section 36(2) applies and shall not prevent the township clerk from providing a certification to the county clerk pursuant to section 36(1). If a certification is provided pursuant to section 36(1), the county board of commissioners shall meet and direct or amend its direction for the spread of millages by local units in the county pursuant to the certification.

Respectfully submitted,

Anthony Meyaard, Director  
St Joseph County Equalization

# St Joseph County 2013 Apportionment Report

## *Table of Contents*

Statement Showing Mills Apportioned by the County Board of Commissioners of the County of St Joseph for the year 2013 Pages... 2-6

### Ad valorem taxes levied within each government unit

Burr Oak Township (includes village)	Page.... 7
Colon Township (includes village)	Page.... 9
Constantine Township (includes village)	Page.... 11
Fabius Township	Page.... 13
Fawn River Township	Page.... 14
Florence Township	Page.... 15
Flowerfield Township	Page.... 17
Leonidas Township	Page.... 18
Lockport Township (includes village)	Page.... 20
Mendon Township (includes village)	Page.... 22
Mottville Township	Page.... 24
Nottawa Township (includes village)	Page.... 25
Park Township	Page.... 27
Sherman Township	Page.... 29
Sturgis Township	Page.... 31
White Pigeon Township (includes village)	Page.... 32
Three Rivers City	Page.... 33
Sturgis City	Page.... 34

Special Assessments Page.... 35

Year **2013**

Comment / Date Amended

County Name	County Allocated Rate	Total County Extra Voted / General Law Operating Rate	Total County Debt Rate
ST JOSEPH	4.5482	2.2432	0.0000

Enter **County** and **Local Unit** information in columns **B** through **E**  
 Enter **Community College** and **Authority** information in columns **G** through **I**  
 Enter **ISD** and **Local K12 School** information in columns **K** through **P**  
 Enter information in the yellow highlighted boxes.

Official Use Only  
Voc Ed

Local Unit Name Townships Cities Villages Listed Alphabetically	Total Allocated / Charter Rate	Total Other Extra Voted / General Law Operating Rate	Total Debt Rate
BURR OAK TWP.	0.9218	0.0000	0.0000
COLON TWP.	0.8947	3.3060	0.0000
CONSTANTINE TWP.	0.5000	0.0000	0.0000
FABIUS TWP.	0.0000	0.0000	0.0000
FAWN RIVER TWP.	0.0000	0.0000	0.0000
FLORENCE TWP.	0.9164	0.0000	0.0000
FLOWERFIELD TWP.	0.9162	0.0000	0.0000
LEONIDAS TWP.	0.9194	1.6966	0.0000
LOCKPORT TWP.	0.8894	0.6000	0.0000
MENDON TWP.	0.9726	1.6215	0.0000
MOTTVILLE TWP.	0.9401	0.0000	0.0000
NOTTAWA TWP.	0.8643	0.0000	0.0000
PARK TWP.	0.9587	0.6718	0.0000
SHERMAN TWP.	0.5000	0.0000	0.0000
STURGIS TWP.	0.0000	0.0000	0.0000
WHITE PIGEON TWP.	0.9082	0.9487	0.0000
STURGIS CITY	10.0285	3.0000	0.0000
THREE RIVERS CITY	11.4253	8.3155	0.0000
BURR OAK VLG	15.7624	0.0000	0.0000
CENTREVILLE VLG	12.2461	0.0000	0.0000
COLON VLG	11.0209	3.2571	0.0000
CONSTANTINE VLG	10.7500	0.0000	5.3000
MENDON VLG	9.1643	0.0000	0.0000
WHITE PIGEON VLG	9.8737	0.3000	0.0000

Community College Name	Total Operating Rate	Total Debt Rate
GLEN OAKS CC	2.7249	0.0000
KALAMAZOO VALLEY CC	2.8135	0.0000
KELLOGG CC	2.8636	0.7500

Intermediate School District Name (ISD)	ISD Allocated Rate	ISD Total Vocational / Spec Ed Rate	ISD Total Debt Rate	ISD Enhancement Rate
BRANCH	0.1716	8.0345	0.0000	0.0000
CALHOUN	0.2519	5.9538	0.0000	0.0000
KALAMAZOO	3.0416	0.0000	0.3500	1.5000
LEWIS CASS	0.2026	2.0291	0.0000	0.0000
ST.JOSEPH	0.2283	2.4554	0.0000	0.0000


Authority Name (DDA, Dist. Library, Transit, Rec Auth., Fire Auth., etc.) ADD IF NEW	Total Authority Operating Rate	Total Authority Debt Rate
TRANSIT AUTH COUNTYWIDE	0.3300	
LIBRARY - CONSTANTINE	0.9452	
LIBRARY - MENDON	0.9752	
LIBRARY - NOTTAWA	1.6351	
LIBRARY - STURGIS	1.1000	
THREE RIVERS DDA	1.0000	

Local K12 School District Name	Total Hold Harmless / Supplemental Oper Rate	Total Whole Non Homestead Oper Rate	Total Debt / Sinking Fund / Bldg Site Rate	Total Non Homestead Oper Rate for Comm.Pers.	Total Recreational Rate
ATHENS	0.0000	18.0000	4.1700	6.0000	
BRONSON	0.0000	17.7264	0.0000	5.7264	
BURR OAK	0.0000	18.0000	0.0000	6.0000	
CENTREVILLE	0.0000	18.0000	4.0000	6.0000	
COLON	0.0000	18.0000	5.6000	6.0000	
CONSTANTINE	0.0000	18.0000	6.8000	6.0000	
MARCELLUS	0.0000	18.0000	6.2500	6.0000	
MENDON	0.0000	18.0000	7.0000	6.0000	
NOTTAWA	0.0000	18.0000	0.0000	6.0000	
STURGIS	0.0000	17.6301	8.3500	5.6301	
THREE RIVERS	0.0000	17.7242	6.1000	5.7242	
VICKSBURG	0.0000	18.0000	5.3500	6.0000	
WHITE PIGEON	0.0000	18.0000	3.0000	6.0000	
39168 TR-VICKSBURG-MENDON DEBT	0.0000	18.0000	0.0000	6.0000	


**Certification Statement**

*I hereby certify that this Statement Showing Mills Apportioned by the County Board of Commissioners and submitted to the State Tax Commission is a true statement of all ad valorem millages apportioned by the County Board of Commissioners of the*

County of ST. JOSEPH for the year 2013

  
\_\_\_\_\_  
Anthony E. Meygaard Signature of County Equalization Director

**NOTARIZATION**

  
\_\_\_\_\_  
Pattie S. Bender Notary Public  
St. Joseph County, Michigan

STATE OF MICHIGAN

County of St. Joseph } ss

Subscribed before me this 15th

Day of October year 2013

My commission expires July 11, 2018

**Statement Showing Mills Apportioned by the County Board of Commissioners  
of the County of ST JOSEPH for the Year 2013**

(A) County Name	(B) Taxable Value*	(C) County Allocated Rate / SET	(D) Est. County Allocated / SET Tax Dollars	(E) Total County Extra Voted Operating Rate	(F) Est. County EV Oper. Tax Dollars	(G) Total County Debt Rate	(H) Est. County Debt Tax Dollars	(I) Total Est. County Tax Dollars
ST JOSEPH	\$1,887,043,088	4.5482	\$ 8,582,649.37	2.2432	\$ 4,233,015.06	0.0000	\$ -	\$ 12,815,664.43
STATE ED. TAX		6.0000	\$ -	Taxable value for SET excludes the Industrial Personal Class of Property.				
*Sections (B) and (K) Exclude Renaissance Zone Taxable Value								
(J) Local Unit Name Townships Cities Villages Listed Alphabetically	(K) Taxable Value*	(L) Total Allocated / Charter Rate	(M) Est. Local Allocated / Charter Tax Dollars	(N) Total Other Extra Voted / General Law Operating Rate	(O) Est. Local EV / GL Oper Tax Dollars	(P) Total Debt Rate	(Q) Est. Local Debt Tax Dollars	(R) Total Est. Local Tax Dollars
BURR OAK TWP.	\$56,030,563	0.9218	\$ 51,648.97	0.0000	\$ -	0.0000	\$ -	\$ 51,648.97
COLON TWP.	\$93,974,556	0.8947	\$ 84,079.04	3.3060	\$ 310,679.88	0.0000	\$ -	\$ 394,758.92
CONSTANTINE TWP.	\$117,200,888	0.5000	\$ 58,600.44	0.0000	\$ -	0.0000	\$ -	\$ 58,600.44
FABIUS TWP.	\$163,656,070	0.0000	\$ -	0.0000	\$ -	0.0000	\$ -	\$ -
FAWN RIVER TWP.	\$34,084,050	0.0000	\$ -	0.0000	\$ -	0.0000	\$ -	\$ -
FLORENCE TWP.	\$40,052,335	0.9164	\$ 36,703.96	0.0000	\$ -	0.0000	\$ -	\$ 36,703.96
FLOWERFIELD TWP.	\$48,900,846	0.9162	\$ 44,802.96	0.0000	\$ -	0.0000	\$ -	\$ 44,802.96
LEONIDAS TWP.	\$39,542,868	0.9194	\$ 36,355.71	1.6966	\$ 67,088.43	0.0000	\$ -	\$ 103,444.14
LOCKPORT TWP.	\$101,465,648	0.8894	\$ 90,243.55	0.6000	\$ 60,879.39	0.0000	\$ -	\$ 151,122.94
MENDON TWP.	\$85,634,094	0.9726	\$ 83,287.72	1.6215	\$ 138,855.68	0.0000	\$ -	\$ 222,143.40
MOTTVILLE TWP.	\$57,285,129	0.9401	\$ 53,853.75	0.0000	\$ -	0.0000	\$ -	\$ 53,853.75
NOTTAWA TWP.	\$112,477,881	0.8643	\$ 97,214.63	0.0000	\$ -	0.0000	\$ -	\$ 97,214.63
PARK TWP.	\$112,483,640	0.9587	\$ 107,838.07	0.6718	\$ 75,566.51	0.0000	\$ -	\$ 183,404.58
SHERMAN TWP.	\$121,746,763	0.5000	\$ 60,873.38	0.0000	\$ -	0.0000	\$ -	\$ 60,873.38
STURGIS TWP.	\$49,329,171	0.0000	\$ -	0.0000	\$ -	0.0000	\$ -	\$ -
WHITE PIGEON TWP.	\$198,048,281	0.9082	\$ 179,867.45	0.9487	\$ 187,888.40	0.0000	\$ -	\$ 367,755.85
STURGIS CITY	\$244,050,255	10.0285	\$ 2,447,457.98	3.0000	\$ 732,150.77	0.0000	\$ -	\$ 3,179,608.75
THREE RIVERS CITY	\$211,080,050	11.4253	\$ 2,411,652.90	8.3155	\$ 1,755,236.16	0.0000	\$ -	\$ 4,166,889.05
BURR OAK VLG	\$7,806,686	15.7624	\$ 123,052.11	0.0000	\$ -	0.0000	\$ -	\$ 123,052.11
CENTREVILLE VLG	\$20,401,158	12.2461	\$ 249,834.62	0.0000	\$ -	0.0000	\$ -	\$ 249,834.62
COLON VLG	\$25,794,144	11.0209	\$ 284,274.68	3.2571	\$ 84,014.11	0.0000	\$ -	\$ 368,288.79
CONSTANTINE VLG	\$49,820,035	10.7500	\$ 535,565.38	0.0000	\$ -	5.3000	\$ 264,046.19	\$ 799,611.56
MENDON VLG	\$25,802,925	9.1643	\$ 236,465.75	0.0000	\$ -	0.0000	\$ -	\$ 236,465.75
WHITE PIGEON VLG	\$27,559,337	9.8737	\$ 272,112.63	0.3000	\$ 8,267.80	0.0000	\$ -	\$ 280,380.43

**Statement Showing Mills Apportioned by the County Board of Commissioners  
of the County of ST JOSEPH for the Year 2013**

<b>(A) Authority (Dist. Libraries, DDAs, Transit, Metro, Fire, etc.)</b>	<b>(B) Taxable Value*</b>	<b>(C) Total Operating Rate</b>	<b>(D) Est. Authority Oper. Tax Dollars</b>	<b>(E) Total Debt Rate</b>	<b>(F) Est. Authority Debt Tax Dollars</b>	<b>(G) Est. Total Authority Tax Dollars</b>
TRANSIT AUTH COUNTYWIDE	\$1,887,043,088	0.3300	\$ 622,724.22	0.0000	\$ -	\$ 622,724.22
LIBRARY - CONSTANTINE	\$117,200,888	0.9452	\$ 110,778.28	0.0000	\$ -	\$ 110,778.28
LIBRARY - MENDON	\$85,634,094	0.9752	\$ 83,510.37	0.0000	\$ -	\$ 83,510.37
LIBRARY - NOTTAWA	\$112,477,881	1.6351	\$ 183,912.58	0.0000	\$ -	\$ 183,912.58
LIBRARY - STURGIS	\$449,210,239	1.1000	\$ 494,131.26	0.0000	\$ -	\$ 494,131.26
THREE RIVERS DDA	\$15,048,741	1.0000	\$ 15,048.74	0.0000	\$ -	\$ 15,048.74



Statement Showing Mills Apportioned by the County Board of Commissioners  
of the County of ST JOSEPH for the Year 2013

(A) Local K12 School District Name	(B) Total Taxable Value*	(C) Total NonHomestead Taxable Value*	(D) Total Commercial Personal Taxable Value*	(E) HH / Supplemental Rate	(F) Est. HH / Supplemental Tax Dollars	(G) Non Homestead Operating Rate	(H) Est. NH Operating Tax Dollars	(I) Total Debt / Sinking Fund / Bldg Site Rate	(J) Est. Debt / Sinking Fund / Bldg Site Tax Dollars	(K) Total Recreational Rate	(L) Est. Recreational Tax Dollars	(M) Total Est. Local K12 School Tax Dollars	(BB) Total RenZone Taxable Value	(GG) Non Homestead Comm.Pers. Operating Rate
*Sections (B), (C) and (D) Exclude Renaissance Zone Taxable Value														
ATHENS	\$273,363	\$5,800		0.0000	\$ -	18.0000	\$ 104.40	4.1700	\$ 1,139.92	0.0000	\$ -	\$ 1,244.32	-	6.0000
BRONSON	\$58,007	\$4,354		0.0000	\$ -	17.7264	\$ 77.18	0.0000	\$ -	0.0000	\$ -	\$ 77.18	-	5.7264
BURR OAK	\$34,219,152	\$8,569,553	\$217,100	0.0000	\$ -	18.0000	\$ 155,554.55	0.0000	\$ -	0.0000	\$ -	\$ 155,554.55	-	6.0000
CENTREVILLE	\$150,545,917	\$40,005,338	\$1,386,600	0.0000	\$ -	18.0000	\$ 728,415.68	4.0000	\$ 602,183.67	0.0000	\$ -	\$ 1,330,599.35	-	6.0000
COLON	\$130,622,100	\$44,571,646	\$1,197,000	0.0000	\$ -	18.0000	\$ 809,471.63	5.6000	\$ 731,483.76	0.0000	\$ -	\$ 1,540,955.39	-	6.0000
CONSTANTINE	\$135,005,944	\$43,220,770	\$2,572,748	0.0000	\$ -	18.0000	\$ 793,410.35	6.8000	\$ 918,040.42	0.0000	\$ -	\$ 1,711,450.77	-	6.0000
MARCELLUS	\$5,529,330	\$766,501	\$74,157	0.0000	\$ -	18.0000	\$ 14,241.96	6.2500	\$ 34,558.31	0.0000	\$ -	\$ 48,800.27	-	6.0000
MENDON	\$130,588,303	\$43,017,691	\$1,043,000	0.0000	\$ -	18.0000	\$ 780,576.44	7.0000	\$ 914,118.12	0.0000	\$ -	\$ 1,694,694.56	-	6.0000
NOTTAWA	\$56,250,321	\$19,748,552	\$249,700	0.0000	\$ -	18.0000	\$ 356,972.14	0.0000	\$ -	0.0000	\$ -	\$ 356,972.14	-	6.0000
STURGIS	\$405,678,441	\$139,086,925	\$11,522,400	0.0000	\$ -	17.6301	\$ 2,516,988.66	8.3500	\$ 3,399,931.63	0.0000	\$ -	\$ 5,916,920.29	1,499,000	5.6301
THREE RIVERS	\$572,843,313	\$208,185,104	\$19,567,034	0.0000	\$ -	17.7242	\$ 3,801,920.04	6.1000	\$ 3,494,344.21	0.0000	\$ -	\$ 7,296,264.25	-	5.7242
VICKSBURG	\$12,915,859	\$2,601,057	\$90,100	0.0000	\$ -	18.0000	\$ 47,359.63	5.3500	\$ 69,099.85	0.0000	\$ -	\$ 116,459.47	-	6.0000
WHITE PIGEON	\$252,440,539	\$128,219,408	\$3,702,400	0.0000	\$ -	18.0000	\$ 2,330,163.74	3.0000	\$ 757,321.62	0.0000	\$ -	\$ 3,087,485.36	-	6.0000
39168 TR-VICKSBURG-MENDON DEBT	\$72,499			0.0000	\$ -	18.0000	\$ -	0.0000	\$ -	0.0000	\$ -	\$ -	-	6.0000

**Statement Showing Mills Apportioned by the County Board of Commissioners  
of the County of ST JOSEPH for the Year 2013**

(A) Community College Name	(B) Taxable Value*	(C) Total Operating Rate	(D) Est. Community College Oper. Tax Dollars	(E) Total Debt Rate	(F) Est. Community College Debt Tax Dollars	(G) Est. Total Community College Tax Dollars
GLEN OAKS CC	\$1,868,194,030	2.7249	\$ 5,090,641.91	0.0000	\$ -	\$ 5,090,641.91
KALAMAZOO VALLEY CC	\$12,915,859	2.8135	\$ 36,338.77	0.0000	\$ -	\$ 36,338.77
KELLOGG CC	\$273,363	2.8636	\$ 782.80	0.7500	\$ 205.02	\$ 987.82

\*Sections (B) and (I) Exclude Renaissance Zone Taxable Value

(H) Intermediate School District Name	(I) Taxable Value*	(J) ISD Allocated Rate	(K) Est. ISD Allocated Tax Dollars	(L) ISD Total EV Operating Rate	(M) Est. ISD EV Operating (Spec Ed/Voc/Enh) Tax Dollars	(N) ISD Total Debt Rate	(O) Est. ISD Debt Tax Dollars	(P) Est. Total ISD Tax Dollars
BRANCH	\$58,007	0.1716	\$ 9.95	8.0345	\$ 466.06	0.0000	\$ -	\$ 476.01
CALHOUN	\$273,363	0.2519	\$ 68.86	5.9538	\$ 1,627.55	0.0000	\$ -	\$ 1,696.41
KALAMAZOO	\$12,915,859	3.0416	\$ 39,284.88	1.5000	\$ 19,373.79	0.3500	\$ 4,520.55	\$ 63,179.22
LEWIS CASS	\$5,529,330	0.2026	\$ 1,120.24	2.0291	\$ 11,219.56	0.0000	\$ -	\$ 12,339.81
ST.JOSEPH	\$1,868,194,030	0.2283	\$ 426,508.70	2.4554	\$ 4,587,163.62	0.0000	\$ -	\$ 5,013,672.32

**Burr Oak Township**

**2013 Ad Valorem Taxes**

Taxing Entity	Name	Item of Tax	2013 Taxable Valuation	Amount of Tax Mills	Estimate of Tax Dollars	Total Tax Mills	Total Est. Tax Dollars
County	<b>St Joseph</b>	Operating	\$56,030,563	4.5482	\$254,838	7.1214	<b>\$399,016</b>
		Roads		0.9932	\$55,650		
		911		0.5000	\$28,015		
		C.O.A		0.7500	\$42,023		
		Transportation		0.3300	\$18,490		
Township	<b>Burr Oak</b>	Operating	\$56,030,563	0.9218			<b>\$51,649</b>
Village	<b>Burr Oak</b>	Operating	\$7,806,686	11.2589	\$87,895	15.7624	<b>\$123,052</b>
		Muni/Hwy		4.5035	\$35,157		
School District	<b>Bronson</b>	Operating		17.7264			
		Operating Com. Pers.		5.7264			
		Total Non-PRE	\$4,354	17.7264	\$77		<b>\$102</b>
		Total PRE	\$53,653	0.0000	\$0		
		Total Com Personal	\$0	5.7264	\$25		
		Total Ind Personal	\$0	0.0000	\$0		
		TOTAL COMBINED	\$58,007				
School District	<b>Burr Oak</b>	Operating		18.0000			
		Operating Com. Pers.		6.0000			
		Total Non-PRE	\$7,554,191	18.0000	\$135,975		<b>\$278,990</b>
		Total PRE	\$23,835,752	0.0000	\$0		
		Total Com Personal	\$201,600	6.0000	\$143,015		
		Total Ind Personal	\$307,300	0.0000	\$0		
		TOTAL COMBINED	\$31,898,843				
School District	<b>Colon</b>	Operating		18.0000			
		Operating Com. Pers.		6.0000			
		Debt		5.6000			
		Total Non-PRE	\$694,738	23.6000	\$16,396		<b>\$33,922</b>
		Total PRE	\$3,129,720	5.6000	\$17,526		
		Total Com Personal	\$0	11.6000	\$0		
		Total Ind Personal	\$0	5.6000	\$0		
TOTAL COMBINED	\$3,824,458						
School District	<b>Nottawa</b>	Operating		18.0000			
		Operating Com. Pers.		6.0000			
		Total Non-PRE	\$27,973	18.0000	\$504		<b>\$504</b>
		Total PRE	\$386,800	0.0000	\$0		
		Total Com Personal	\$0	6.0000	\$0		
		Total Ind Personal	\$0	0.0000	\$0		
		TOTAL COMBINED	\$414,773				

		Operating		17.6301		
		Operating Com. Pers.		5.6301		
		Debt		8.3500		
School District	<b>Sturgis</b>	Total Non-PRE	\$3,216,495	25.9801	\$83,565	<b>\$222,437</b>
		Total PRE	\$16,598,187	8.3500	\$138,595	
		Total Com Personal	\$19,800	13.9801	\$277	
		Total Ind Personal	\$0	8.3500	\$0	
		<b>TOTAL COMBINED</b>	<b>\$19,834,482</b>			

	<b>Branch</b>	Operating	\$58,007	0.1716	\$10	8.2061	<b>\$476</b>
Interm. School		Extra Voted		8.0345	\$466		
	<b>St Joseph</b>	Operating	\$55,972,556	0.2283	\$12,779	2.6837	<b>\$150,214</b>
		Extra Voted		2.4554	\$137,435		

Comm. College	<b>Glen Oaks</b>		\$55,972,556	2.7249			<b>\$152,520</b>
---------------	------------------	--	--------------	--------	--	--	------------------

State Education	<b>Michigan</b>		\$55,723,263	6.0000			<b>\$334,340</b>
-----------------	-----------------	--	--------------	--------	--	--	------------------

<b>Totals for Taxable Status by School District</b>	<b>Summer</b>	<b>Winter</b>	<b>Total</b>
Bronson School District(Non-PRE)	10.5482	29.4275	39.9757
Bronson School District(PRE)	10.5482	11.7011	22.2493
Bronson School District(Com. Personal)	10.5482	17.4275	27.9757
Bronson School District(Ind. Personal)	4.5482	11.7011	16.2493
Burr Oak School District(Non-PRE)	10.5482	26.9036	37.4518
Burr Oak School District(PRE)	10.5482	8.9036	19.4518
Burr Oak School District(Com. Personal)	10.5482	14.9036	25.4518
Burr Oak School District(Ind. Personal)	4.5482	8.9036	13.4518
Colon School District(Non-PRE)	10.5482	32.5036	43.0518
Colon School District(PRE)	10.5482	14.5036	25.0518
Colon School District(Com. Personal)	10.5482	20.5036	31.0518
Colon School District(Ind. Personal)	4.5482	14.5036	19.0518
Nottawa School District(Non-PRE)	10.5482	26.9036	37.4518
Nottawa School District(PRE)	10.5482	8.9036	19.4518
Nottawa School District(Com. Personal)	10.5482	14.9036	25.4518
Nottawa School District(Ind. Personal)	4.5482	8.9036	13.4518
Sturgis School District(Non-PRE)	10.5482	34.8837	45.4319
Sturgis School District(PRE)	10.5482	17.2536	27.8018
Sturgis School District(Com. Personal)	10.5482	22.8837	33.4319
Sturgis School District(Ind. Personal)	4.5482	17.2536	21.8018
<i>*Parcels located within Village limits add</i>	<i>15.7624</i>	<i>0.0000</i>	<i>15.7624</i>

**Colon Township**

**2013 Ad Valorem Taxes**

Taxing Entity	Name	Item of Tax	2013 Taxable Valuation	Amount of Tax Mills	Estimate of Tax Dollars	Total Tax Mills	Total Est. Tax Dollars
County	<b>St Joseph</b>	Operating	\$93,974,556	4.5482	\$427,415	7.1214	<b>\$669,230</b>
		Roads		0.9932	\$93,336		
		911		0.5000	\$46,987		
		C.O.A		0.7500	\$70,481		
		Transportation		0.3300	\$31,012		
Township	<b>Colon</b>	Operating	\$93,974,556	0.8947	\$84,079	4.2014	<b>\$394,825</b>
		Library Operating		0.8947	\$84,079		
		Library Debt		0.7510	\$70,575		
		Ambulance		0.1870	\$17,573		
		Fire Debt Operating		1.4740	\$138,518		
Village	<b>Colon</b>	Operating	\$25,794,144	11.0209	\$284,275	14.27797	<b>\$368,288</b>
		Fire Building		0.8382	\$21,622		
		Fire Operations		2.0589	\$53,108		
		Ambulance		0.35993	\$9,284		
School District	<b>Burr Oak</b>	Operating		18.0000			
		Operating Com. Pers.		6.0000			
		Total Non-PRE	\$1,036,462	18.0000	\$18,656		<b>\$18,749</b>
		Total PRE	\$1,264,747	0.0000	\$0		
		Total Com Personal	\$15,500	6.0000	\$93		
		Total Ind Personal	\$0	0.0000	\$0		
		TOTAL COMBINED	\$2,316,709				
School District	<b>Colon</b>	Operating		18.0000			
		Operating Com. Pers.		6.0000			
		Debt		5.6000			
		Total Non-PRE	\$34,381,720	23.6000	\$811,409		<b>\$1,124,723</b>
		Total PRE	\$52,678,493	5.6000	\$295,000		
		Total Com Personal	\$1,030,900	11.6000	\$11,958		
		Total Ind Personal	\$1,135,100	5.6000	\$6,357		
TOTAL COMBINED	\$89,226,213						
School District	<b>Mendon</b>	Operating		18.0000			
		Operating Com. Pers.		6.0000			
		Debt		7.0000			
		Total Non-PRE	\$11,200	23.6000	\$264		<b>\$2,393</b>
		Total PRE	\$380,065	5.6000	\$2,128		
		Total Com Personal	\$0	11.6000	\$0		
		Total Ind Personal	\$0	5.6000	\$0		
TOTAL COMBINED	\$391,265						
School District	<b>Nottawa</b>	Operating		18.0000			
		Operating Com. Pers.		6.0000			
		Total Non-PRE	\$382,481	18.0000	\$6,885		<b>\$6,913</b>
		Total PRE	\$1,653,088	0.0000	\$0		
		Total Com Personal	\$4,800	6.0000	\$29		
		Total Ind Personal	\$0	0.0000	\$0		
		TOTAL COMBINED	\$2,040,369				

Interm. School	<b>St Joseph</b>	Operating Extra Voted	\$93,974,556	0.2283 2.4554	\$21,454 \$230,745	2.6837	<b>\$252,200</b>
----------------	------------------	--------------------------	--------------	------------------	-----------------------	--------	------------------

Comm. College	<b>Glen Oaks</b>		\$93,974,556	2.7249			<b>\$256,071</b>
---------------	------------------	--	--------------	--------	--	--	------------------

State Education	<b>Michigan</b>		\$92,839,456	6.0000			<b>\$557,037</b>
-----------------	-----------------	--	--------------	--------	--	--	------------------

<b>Totals for Taxable Status by School District</b>	<b>Summer</b>	<b>Winter</b>	<b>Total</b>
<b>Burr Oak School District(Non-PRE)</b>	10.5482	30.1832	40.7314
<b>Burr Oak School District(PRE)</b>	10.5482	12.1832	22.7314
<b>Burr Oak School District(Com. Personal)</b>	10.5482	18.1832	28.7314
<b>Burr Oak School District(Ind. Personal)</b>	4.5482	12.1832	16.7314
<b>Colon School District(Non-PRE)</b>	10.5482	35.7832	46.3314
<b>Colon School District(PRE)</b>	10.5482	17.7832	28.3314
<b>Colon School District(Com. Personal)</b>	10.5482	23.7832	34.3314
<b>Colon School District(Ind. Personal)</b>	4.5482	17.7832	22.3314
<b>Mendon School District(Non-PRE)</b>	10.5482	37.1832	47.7314
<b>Mendon School District(PRE)</b>	10.5482	19.1832	29.7314
<b>Mendon School District(Com. Personal)</b>	10.5482	25.1832	35.7314
<b>Mendon School District(Ind. Personal)</b>	4.5482	19.1832	23.7314
<b>Nottawa School District(Non-PRE)</b>	10.5482	30.1832	40.7314
<b>Nottawa School District(PRE)</b>	10.5482	12.1832	22.7314
<b>Nottawa School District(Com. Personal)</b>	10.5482	18.1832	28.7314
<b>Nottawa School District(Ind. Personal)</b>	4.5482	12.1832	16.7314
<i>*Parcels located within Village limits add</i>	14.27797	0.0000	14.2780

**Constantine**

**2013 Ad Valorem Taxes**

Taxing Entity	Name	Item of Tax	2013 Taxable Valuation	Amount of Tax Mills	Estimate of Tax Dollars	Total Tax Mills	Total Est. Tax Dollars
County	<b>St Joseph</b>	Operating	\$117,200,888	4.5482	\$533,053	7.1214	<b>\$834,634</b>
		Roads		0.9932	\$116,404		
		911		0.5000	\$58,600		
		C.O.A		0.7500	\$87,901		
		Transportation		0.3300	\$38,676		
Township	<b>Constantine</b>	Operating	\$117,200,888	0.5000	\$58,600	1.4452	<b>\$169,379</b>
		Library Operating		0.9452	\$110,778		
Village	<b>Constantine</b>	Operating	\$49,820,035	10.7500	\$535,565	16.05	<b>\$799,612</b>
		Debt		5.3000	\$264,046		
School District	<b>Constantine</b>	Operating		18.0000			
		Operating Com. Pers.		6.0000			
		Debt		6.8000			
		Total Non-PRE	\$39,461,829	24.8000	\$978,653		<b>\$1,487,379</b>
		Total PRE	\$54,725,437	6.8000	\$372,133		
		Total Com Personal	\$2,248,948	12.8000	\$28,787		
		Total Ind Personal	\$15,853,900	6.8000	\$107,807		
TOTAL COMBINED	\$112,290,114						
School District	<b>Three Rivers</b>	Operating		17.7242			
		Operating Com. Pers.		5.7242			
		Debt		6.1000			
		Total Non-PRE	\$362,132	23.8242	\$8,628		<b>\$28,912</b>
		Total PRE	\$3,325,388	6.1000	\$20,285		
		Total Com Personal	\$0	11.8242	\$0		
		Total Ind Personal	\$0	6.1000	\$0		
TOTAL COMBINED	\$3,687,520						
School District	<b>White Pigeon</b>	Operating		18.0000			
		Operating Com. Pers.		6.0000			
		Debt		3.0000			
		Total Non-PRE	\$572,472	21.0000	\$12,022		<b>\$13,974</b>
		Total PRE	\$650,782	3.0000	\$1,952		
		Total Com Personal	\$0	9.0000	\$0		
		Total Ind Personal	\$0	3.0000	\$0		
TOTAL COMBINED	\$1,223,254						
Interm. School	<b>St Joseph</b>	Operating	\$117,200,888	0.2283	\$26,757	2.6837	<b>\$314,532</b>
		Extra Voted		2.4554	\$287,775		
Comm. College	<b>Glen Oaks</b>		\$117,200,888	2.7249			<b>\$319,361</b>
State Education	<b>Michigan</b>		\$101,346,988	6.0000			<b>\$608,082</b>

<b>Totals for Taxable Status by School District</b>	<b>Summer</b>	<b>Winter</b>	<b>Total</b>
<b>Constantine School District(Non-PRE)</b>	10.5482	34.227	44.7752
<b>Constantine School District(PRE)</b>	10.5482	16.2270	26.7752
<b>Constantine School District(Com. Personal)</b>	10.5482	22.2270	32.7752
<b>Constantine School District(Ind. Personal)</b>	4.5482	16.2270	20.7752
<b>Three Rivers School District(Non-PRE)</b>	10.5482	33.2512	43.7994
<b>Three Rivers School District(PRE)</b>	10.5482	15.5270	26.0752
<b>Three Rivers School District(Com. Personal)</b>	10.5482	21.2512	31.7994
<b>Three Rivers School District(Ind. Personal)</b>	4.5482	15.5270	20.0752
<b>White Pigeon School District(Non-PRE)</b>	10.5482	30.4270	40.9752
<b>White Pigeon School District(PRE)</b>	10.5482	12.4270	22.9752
<b>White Pigeon School District(Com. Personal)</b>	10.5482	18.4270	28.9752
<b>White Pigeon School District(Ind. Personal)</b>	4.5482	12.4270	16.9752
<i>*Parcels located within Village limits add</i>	<i>16.05000</i>	<i>0.0000</i>	<i>16.0500</i>



**Fabius Township**

**2013 Ad Valorem Taxes**

Taxing Entity	Name	Item of Tax	2013 Taxable Valuation	Amount of Tax Mills	Estimate of Tax Dollars	Total Tax Mills	Total Est. Tax Dollars
County	<b>St Joseph</b>	Operating	\$163,656,070	4.5482	\$744,341	7.1214	<b>\$1,165,460</b>
		Roads		0.9932	\$162,543		
		911		0.5000	\$81,828		
		C.O.A		0.7500	\$122,742		
		Transportation		0.3300	\$54,007		

Township	<b>Fabius</b>	Operating	\$163,656,070	0.0000	\$0		<b>\$0</b>
----------	---------------	-----------	---------------	--------	-----	--	------------

School District	<b>Constantine</b>	Operating		18.0000			
		Operating Com. Pers.		6.0000			
		Debt		6.8000			
		Total Non-PRE	\$134,727	24.8000	\$3,341		<b>\$6,666</b>
		Total PRE	\$125,932	6.8000	\$856		
		Total Com Personal	\$0	12.8000	\$1,612		
		Total Ind Personal	\$0	6.8000	\$856		
<b>TOTAL COMBINED</b>	<b>\$260,659</b>						

School District	<b>Three Rivers</b>	Operating		17.7242			
		Operating Com. Pers.		5.7242			
		Debt		6.1000			
		Total Non-PRE	\$68,582,849	23.8242	\$1,633,932		<b>\$2,220,089</b>
		Total PRE	\$93,016,562	6.1000	\$567,401		
		Total Com Personal	\$1,362,700	11.8242	\$16,113		
		Total Ind Personal	\$433,300	6.1000	\$2,643		
<b>TOTAL COMBINED</b>	<b>\$163,395,411</b>						

Interm. School	<b>St Joseph</b>	Operating	\$163,656,070	0.2283	\$37,363	2.6837	<b>\$439,204</b>
		Extra Voted		2.4554	\$401,841		

Comm. College	<b>Glen Oaks</b>		\$163,656,070	2.7249			<b>\$445,946</b>
---------------	------------------	--	---------------	--------	--	--	------------------

State Education	<b>Michigan</b>		\$163,222,770	6.0000			<b>\$979,337</b>
-----------------	-----------------	--	---------------	--------	--	--	------------------

Totals for Taxable Status by School District	Summer	Winter	Total
<b>Constantine School District(Non-PRE)</b>	10.5482	32.7818	43.3300
<b>Constantine School District(PRE)</b>	10.5482	14.7818	25.3300
<b>Constantine School District(Com. Personal)</b>	10.5482	20.7818	31.3300
<b>Constantine School District(Ind. Personal)</b>	4.5482	14.7818	19.3300
<b>Three Rivers School District(Non-PRE)</b>	10.5482	31.806	42.3542
<b>Three Rivers School District(PRE)</b>	10.5482	14.0818	24.6300
<b>Three Rivers School District(Com. Personal)</b>	10.5482	19.806	30.3542
<b>Three Rivers School District(Ind. Personal)</b>	4.5482	14.0818	18.6300

**Fawn River Township**

**2013 Ad Valorem Taxes**

Taxing Entity	Name	Item of Tax	2013 Taxable Valuation	Amount of Tax Mills	Estimate of Tax Dollars	Total Tax Mills	Total Est. Tax Dollars
County	<b>St Joseph</b>	Operating	\$34,084,050	4.5482	\$155,021	7.1214	<b>\$242,726</b>
		Roads		0.9932	\$33,852		
		911		0.5000	\$17,042		
		C.O.A		0.7500	\$25,563		
		Transportation		0.3300	\$11,248		

Township	<b>Fawn River</b>	Operating	\$34,084,050	0.0000	\$0		<b>\$0</b>
----------	-------------------	-----------	--------------	--------	-----	--	------------

Library	<b>Sturgis</b>	Operating	\$34,084,050	1.1000			<b>\$37,492</b>
---------	----------------	-----------	--------------	--------	--	--	-----------------

School District	<b>Sturgis</b>	Operating		17.6301			
		Operating Com. Pers.		5.6301			
		Debt		8.3500			
		Total Non-PRE	\$6,654,460	25.9801	\$172,884		<b>\$403,013</b>
		Total PRE	\$27,235,490	8.3500	\$227,416		
		Total Com Personal	\$194,100	13.9801	\$2,714		
		Total Ind Personal	\$0	8.3500	\$0		
<b>TOTAL COMBINED</b>		<b>\$34,084,050</b>					

Interm. School	<b>St Joseph</b>	Operating	\$34,084,050	0.2283	\$7,781	2.6837	<b>\$91,471</b>
		Extra Voted		2.4554	\$83,690		

Comm. College	<b>Glen Oaks</b>		\$34,084,050	2.7249			<b>\$92,876</b>
---------------	------------------	--	--------------	--------	--	--	-----------------

State Education	<b>Michigan</b>		\$34,084,050	6.0000			<b>\$204,504</b>
-----------------	-----------------	--	--------------	--------	--	--	------------------

Totals for Taxable Status by School District	Summer	Winter	Total
<b>Sturgis School District(Non-PRE)</b>	10.5482	35.0619	45.6101
<b>Sturgis School District(PRE)</b>	10.5482	17.4318	27.9800
<b>Sturgis School District(Com. Personal)</b>	10.5482	23.0619	33.6101
<b>Sturgis School District(Ind. Personal)</b>	4.5482	17.4318	21.9800

**Florence Township**

**2013 Ad Valorem Taxes**

Taxing Entity	Name	Item of Tax	2013 Taxable Valuation	Amount of Tax Mills	Estimate of Tax Dollars	Total Tax Mills	Total Est. Tax Dollars
County	<b>St Joseph</b>	Operating	\$40,052,335	4.5482	\$182,166	7.1214	<b>\$285,229</b>
		Roads		0.9932	\$39,780		
		911		0.5000	\$20,026		
		C.O.A		0.7500	\$30,039		
		Transportation		0.3300	\$13,217		
Township	<b>Florence</b>	Operating	\$40,052,335	0.9164	\$36,704	0.9164	<b>\$36,704</b>
School District	<b>Centreville</b>	Operating		18.0000			
		Operating Com. Pers.		6.0000			
		Debt		4.0000			
		Total Non-PRE	\$2,411,166	22.0000	\$53,046		<b>\$111,989</b>
		Total PRE	\$14,662,471	4.0000	\$58,650		
		Total Com Personal	\$29,300	10.0000	\$293		
		Total Ind Personal	\$0	4.0000	\$0		
<b>TOTAL COMBINED</b>	<b>\$17,102,937</b>						
School District	<b>Constantine</b>	Operating		18.0000			
		Operating Com. Pers.		6.0000			
		Debt		6.8000			
		Total Non-PRE	\$1,617,857	24.8000	\$40,123		<b>\$112,133</b>
		Total PRE	\$10,210,204	6.8000	\$69,429		
		Total Com Personal	\$201,600	12.8000	\$2,580		
		Total Ind Personal	\$0	6.8000	\$0		
<b>TOTAL COMBINED</b>	<b>\$12,029,661</b>						
School District	<b>Three Rivers</b>	Operating		17.7242			
		Operating Com. Pers.		5.7242			
		Debt		6.1000			
		Total Non-PRE	\$362,132	23.8242	\$8,628		<b>\$28,912</b>
		Total PRE	\$3,325,388	6.1000	\$20,285		
		Total Com Personal	\$0	11.8242	\$0		
		Total Ind Personal	\$0	6.1000	\$0		
<b>TOTAL COMBINED</b>	<b>\$3,687,520</b>						
School District	<b>White Pigeon</b>	Operating		18.0000			
		Operating Com. Pers.		6.0000			
		Debt		3.0000			
		Total Non-PRE	\$572,472	21.0000	\$12,022		<b>\$13,974</b>
		Total PRE	\$650,782	3.0000	\$1,952		
		Total Com Personal	\$0	9.0000	\$0		
		Total Ind Personal	\$0	3.0000	\$0		
<b>TOTAL COMBINED</b>	<b>\$1,223,254</b>						
Interm. School	<b>St Joseph</b>	Operating	\$40,052,335	0.2283	\$9,144	2.6837	<b>\$107,488</b>
		Extra Voted		2.4554	\$98,345		
Comm. College	<b>Glen Oaks</b>		\$40,052,335	2.7249			<b>\$109,139</b>
State Education	<b>Michigan</b>		\$34,043,372	6.0000			<b>\$204,260</b>

<b>Totals for Taxable Status by School District</b>	<b>Summer</b>	<b>Winter</b>	<b>Total</b>
<b>Centreville School District(Non-PRE)</b>	10.5482	30.8982	41.4464
<b>Centreville School District(PRE)</b>	10.5482	12.8982	23.4464
<b>Centreville School District(Com. Personal)</b>	10.5482	18.8982	29.4464
<b>Centreville School District(Ind. Personal)</b>	4.5482	12.8982	17.4464
<b>Constantine School District(Non-PRE)</b>	10.5482	33.6982	44.2464
<b>Constantine School District(PRE)</b>	10.5482	15.6982	26.2464
<b>Constantine School District(Com. Personal)</b>	10.5482	21.6982	32.2464
<b>Constantine School District(Ind. Personal)</b>	4.5482	15.6982	20.2464
<b>Three Rivers School District(Non-PRE)</b>	10.5482	32.7224	43.2706
<b>Three Rivers School District(PRE)</b>	10.5482	14.9982	25.5464
<b>Three Rivers School District(Com. Personal)</b>	10.5482	20.7224	31.2706
<b>Three Rivers School District(Ind. Personal)</b>	4.5482	14.9982	19.5464
<b>White Pigeon School District(Non-PRE)</b>	10.5482	29.8982	40.4464
<b>White Pigeon School District(PRE)</b>	10.5482	11.8982	22.4464
<b>White Pigeon School District(Com. Personal)</b>	10.5482	17.8982	28.4464
<b>White Pigeon School District(Ind. Personal)</b>	4.5482	11.8982	16.4464

**Flowerfield Township**

**2013 Ad Valorem Taxes**

Taxing Entity	Name	Item of Tax	2013 Taxable Valuation	Amount of Tax Mills	Estimate of Tax Dollars	Total Tax Mills	Total Est. Tax Dollars
County	<b>St Joseph</b>	Operating	\$48,900,846	4.5482	\$222,411	7.1214	<b>\$348,242</b>
		Roads		0.9932	\$48,568		
		911		0.5000	\$24,450		
		C.O.A		0.7500	\$36,676		
		Transportation		0.3300	\$16,137		

Township	<b>Flowerfield</b>	Operating	\$48,900,846	0.9162	\$44,803		<b>\$44,803</b>
----------	--------------------	-----------	--------------	--------	----------	--	-----------------

School District	<b>Marcellus</b>	Operating		18.0000			
		Operating Com. Pers.		6.0000			
		Debt		6.2500			
		Total Non-PRE	\$800,091	24.25	\$19,402		<b>\$49,405</b>
		Total PRE	\$4,655,082	6.25	\$29,094		
		Total Com Personal	\$74,157	12.25	\$908		
		Total Ind Personal	\$0	6.25	\$0		
<b>TOTAL COMBINED</b>		<b>\$5,529,330</b>					

School District	<b>Three Rivers</b>	Operating		17.7242			
		Operating Com. Pers.		5.7242			
		Debt		6.1000			
		Total Non-PRE	\$8,594,339	23.8242	\$204,753		<b>\$418,808</b>
		Total PRE	\$34,419,666	6.1000	\$209,960		
		Total Com Personal	\$334,434	11.8242	\$3,954		
		Total Ind Personal	\$23,077	6.1000	\$141		
<b>TOTAL COMBINED</b>		<b>\$43,371,516</b>					

Interm. School	<b>Cass-Lewis</b>	Operating	\$5,529,330	0.2026	\$1,120	2.2317	<b>\$12,340</b>
		Extra Voted		2.0291	\$11,220		
	<b>St Joseph</b>	Operating	\$43,371,516	0.2283	\$9,902	2.6837	<b>\$116,396</b>
		Extra Voted		2.4554	\$106,494		

Comm. College	<b>Glen Oaks</b>		\$48,900,846	2.7249			<b>\$133,250</b>
---------------	------------------	--	--------------	--------	--	--	------------------

State Education	<b>Michigan</b>		\$48,877,769	6.0000			<b>\$293,267</b>
-----------------	-----------------	--	--------------	--------	--	--	------------------

Totals for Taxable Status by School District	Summer	Winter	Total
<b>Marcellus School District(Non-PRE)</b>	10.5482	29.9711	40.5193
<b>Marcellus School District(PRE)</b>	10.5482	11.9711	22.5193
<b>Marcellus School District(Com. Personal)</b>	10.5482	17.9711	28.5193
<b>Marcellus School District(Ind. Personal)</b>	4.5482	11.9711	16.5193
<b>Three Rivers School District(Non-PRE)</b>	10.5482	32.7222	43.2704
<b>Three Rivers School District(PRE)</b>	10.5482	14.9980	25.5462
<b>Three Rivers School District(Com. Personal)</b>	10.5482	20.7222	31.2704
<b>Three Rivers School District(Ind. Personal)</b>	4.5482	14.9980	19.5462

**Leonidas Township**

**2013 Ad Valorem Taxes**

Taxing Entity	Name	Item of Tax	2013 Taxable Valuation	Amount of Tax Mills	Estimate of Tax Dollars	Total Tax Mills	Total Est. Tax Dollars
County	<b>St Joseph</b>	Operating	\$39,542,868	4.5482	\$179,849	7.1214	<b>\$281,601</b>
		Roads		0.9932	\$39,274		
		911		0.5000	\$19,771		
		C.O.A		0.7500	\$29,657		
		Transportation		0.3300	\$13,049		
Township	<b>Leonidas</b>	Operating	\$39,542,868	0.9194	\$36,356	2.616	<b>\$103,444</b>
		Fire/Ambulance Operating		1.6966	\$67,088		
School District	<b>Athens</b>	Operating		18.0000			
		Operating Com. Pers.		6.0000			
		Debt		4.1700			
		Total Non-PRE	\$0	22.1700	\$0		<b>\$4,953</b>
		Total PRE	\$267,563	4.1700	\$1,116		
		Total Com Personal	\$5,800	10.1700	\$2,721		
		Total Ind Personal	\$0	4.1700	\$1,116		
<b>TOTAL COMBINED</b>	<b>\$273,363</b>						
School District	<b>Colon</b>	Operating		18.0000			
		Operating Com. Pers.		6.0000			
		Debt		5.6000			
		Total Non-PRE	\$8,862,375	23.6000	\$209,152		<b>\$411,214</b>
		Total PRE	\$25,388,893	5.6000	\$49,629		
		Total Com Personal	\$115,800	11.6000	\$102,804		
		Total Ind Personal	\$0	5.6000	\$49,629		
<b>TOTAL COMBINED</b>	<b>\$34,367,068</b>						
School District	<b>Mendon</b>	Operating		18.0000			
		Operating Com. Pers.		6.0000			
		Debt		7.0000			
		Total Non-PRE	\$2,171,242	25.0000	\$54,281		<b>\$65,930</b>
		Total PRE	\$1,654,703	7.0000	\$11,583		
		Total Com Personal	\$5,100	13.0000	\$66		
		Total Ind Personal	\$0	7.0000	\$0		
<b>TOTAL COMBINED</b>	<b>\$3,831,045</b>						
School District	<b>Vicksburg</b>	Operating		18.0000			
		Operating Com. Pers.		6.0000			
		Debt		5.3500			
		Total Non-PRE	\$198,921	23.3500	\$4,645		<b>\$9,313</b>
		Total PRE	\$872,471	5.3500	\$4,668		
		Total Com Personal	\$0	11.3500	\$0		
		Total Ind Personal	\$0	5.3500	\$0		
<b>TOTAL COMBINED</b>	<b>\$1,071,392</b>						

Interm. School	<b>Calhoun</b>	Operating	\$273,363	0.2519	\$69	6.2057	<b>\$1,696</b>
		Extra Voted		5.9538	\$1,628		
	<b>St Joseph</b>	Operating	\$38,198,113	0.2283	\$8,721	2.6837	<b>\$102,512</b>
		Extra Voted		2.4554	\$93,792		
	<b>Kalamazoo Resa</b>	Operating	\$1,071,392	3.0416	\$3,259	3.3916	<b>\$3,634</b>
		Debt		0.3500	\$375		

Comm. College	<b>Glen Oaks</b>	Operating	\$38,198,113	2.7249			<b>\$104,086</b>
		Extra Voted					
	<b>Kalamazoo Valley</b>	Operating	\$1,071,392	2.8135			<b>\$3,014</b>
		Extra Voted					
<b>Kellogg</b>	Operating	\$273,363	2.8636	\$783	3.6136	<b>\$988</b>	
	Debt		0.7500	\$205.02			

State Education	<b>Michigan</b>		\$39,542,868	6.0000			<b>\$237,257</b>
-----------------	-----------------	--	--------------	--------	--	--	------------------

<b>Totals for Taxable Status by School District</b>	<b>Summer</b>	<b>Winter</b>	<b>Total</b>
<b>Athens School District(Non-PRE)</b>	12.3550	35.3717	47.7267
<b>Athens School District(PRE)</b>	12.3550	17.3717	29.7267
<b>Athens School District(Com. Personal)</b>	12.3550	23.3717	35.7267
<b>Athens School District(Ind. Personal)</b>	6.3550	17.3717	23.7267
<b>Colon School District(Non-PRE)</b>	10.5482	34.1978	44.7460
<b>Colon School District(PRE)</b>	10.5482	16.1978	26.7460
<b>Colon School District(Com. Personal)</b>	10.5482	22.1978	32.7460
<b>Colon School District(Ind. Personal)</b>	4.5482	16.1978	20.7460
<b>Mendon School District(Non-PRE)</b>	10.5482	35.5978	46.1460
<b>Mendon School District(PRE)</b>	10.5482	17.5978	28.1460
<b>Mendon School District(Com. Personal)</b>	10.5482	23.5978	34.1460
<b>Mendon School District(Ind. Personal)</b>	4.5482	17.5978	22.1460
<b>Vicksburg School District(Non-PRE)</b>	10.5482	34.7443	45.2925
<b>Vicksburg School District(PRE)</b>	10.5482	16.7443	27.2925
<b>Vicksburg School District(Com. Personal)</b>	10.5482	22.7443	33.2925
<b>Vicksburg School District(Ind. Personal)</b>	4.5482	16.7443	21.2925

**Lockport Township**

**2013 Ad Valorem Taxes**

Taxing Entity	Name	Item of Tax	2013 Taxable Valuation	Amount of Tax Mills	Estimate of Tax Dollars	Total Tax Mills	Total Est. Tax Dollars
County	<b>St Joseph</b>	Operating	\$101,465,648	4.5482	\$461,486	7.1214	<b>\$722,577</b>
		Roads		0.9932	\$100,776		
		911		0.5000	\$50,733		
		C.O.A		0.7500	\$76,099		
		Transportation		0.3300	\$33,484		
Township	<b>Lockport</b>	Operating	\$101,465,648	0.8894	\$90,244	1.4894	<b>\$151,123</b>
		Fire Protection		0.6000	\$60,879		
Village	<b>Centreville</b>	Operating	\$2,012,026	12.2461	\$24,639	12.2461	<b>\$24,639</b>
School District	<b>Centreville</b>	Operating		18.0000			
		Operating Com. Pers.		6.0000			
		Debt		4.0000			
		Total Non-PRE	\$5,246,547	22.0000	\$115,424		<b>\$195,798</b>
		Total PRE	\$19,845,345	4.0000	\$79,381		
		Total Com Personal	\$51,500	10.0000	\$515		
		Total Ind Personal	\$119,300	4.0000	\$477		
TOTAL COMBINED	\$25,262,692						
School District	<b>Mendon</b>	Operating		18.0000			
		Operating Com. Pers.		6.0000			
		Debt		7.0000			
		Total Non-PRE	\$161,421	25.0000	\$4,036		<b>\$11,406</b>
		Total PRE	\$1,052,880	7.0000	\$7,370		
		Total Com Personal	\$0	13.0000	\$0		
		Total Ind Personal	\$0	7.0000	\$0		
TOTAL COMBINED	\$1,214,301						
School District	<b>Three Rivers</b>	Operating		17.7242			
		Operating Com. Pers.		5.7242			
		Debt		6.1000			
		Total Non-PRE	\$17,458,289	23.8242	\$415,930		<b>\$771,021</b>
		Total PRE	\$56,804,366	6.1000	\$346,507		
		Total Com Personal	\$726,000	11.8242	\$8,584		
Total Ind Personal	\$0	6.1000	\$0				
TOTAL COMBINED	\$74,988,655						
Interm. School	<b>St Joseph</b>	Operating	\$101,465,648	0.2283	\$23,165	2.6837	<b>\$272,303</b>
		Extra Voted		2.4554	\$249,139		
Comm. College	<b>Glen Oaks</b>		\$101,465,648	2.7249			<b>\$276,484</b>
State Education	<b>Michigan</b>		\$101,346,348	6.0000			<b>\$608,078</b>



<b>Totals for Taxable Status by School District</b>	<b>Summer</b>	<b>Winter</b>	<b>Total</b>
<b>Centreville School District(Non-PRE)</b>	10.5482	31.4712	42.0194
<b>Centreville School District(PRE)</b>	10.5482	13.4712	24.0194
<b>Centreville School District(Com. Personal)</b>	10.5482	19.4712	30.0194
<b>Centreville School District(Ind. Personal)</b>	4.5482	13.4712	18.0194
<b>Mendon School District(Non-PRE)</b>	10.5482	34.2712	44.8194
<b>Mendon School District(PRE)</b>	10.5482	16.2712	26.8194
<b>Mendon School District(Com. Personal)</b>	10.5482	22.2712	32.8194
<b>Mendon School District(Ind. Personal)</b>	4.5482	16.2712	20.8194
<b>Three Rivers School District(Non-PRE)</b>	10.5482	33.2954	43.8436
<b>Three Rivers School District(PRE)</b>	10.5482	15.5712	26.1194
<b>Three Rivers School District(Com. Personal)</b>	10.5482	21.2954	31.8436
<b>Three Rivers School District(Ind. Personal)</b>	4.5482	15.5712	20.1194
<i>*Parcels located within Village limits add</i>	12.2461	0.0000	12.2461

**Mendon Township**

**2013 Ad Valorem Taxes**

Taxing Entity	Name	Item of Tax	2013 Taxable Valuation	Amount of Tax Mills	Estimate of Tax Dollars	Total Tax Mills	Total Est. Tax Dollars
County	<b>St Joseph</b>	Operating	\$85,634,094	4.5482	\$389,481	7.1214	<b>\$609,835</b>
		Roads		0.9932	\$85,052		
		911		0.5000	\$42,817		
		C.O.A		0.7500	\$64,226		
		Transportation		0.3300	\$28,259		
Township	<b>Mendon</b>	Operating	\$85,634,094	0.9726	\$83,288	3.5693	<b>\$305,654</b>
		Library Operating		0.9752	\$83,510		
		Fire		1.2972	\$111,085		
		Ambulance		0.3243	\$27,771		
Village	<b>Mendon</b>	Operating	\$25,802,925	9.1643	\$236,466	9.1643	<b>\$236,466</b>
School District	<b>Mendon</b>	Operating		18.0000			
		Operating Com. Pers.		6.0000			
		Debt		7.0000			
		Total Non-PRE	\$26,668,658	25.0000	\$666,716		<b>\$1,049,792</b>
		Total PRE	\$43,393,253	7.0000	\$303,753		
		Total Com Personal	\$622,400	13.0000	\$8,091		
		Total Ind Personal	\$10,176,000	7.0000	\$71,232		
TOTAL COMBINED	\$80,860,311						
School District	<b>Vicksburg</b>	Operating		18.0000			
		Operating Com. Pers.		6.0000			
		Debt		5.3500			
		Total Non-PRE	\$1,723,336	23.3500	\$40,240		<b>\$57,100</b>
		Total PRE	\$2,960,347	5.3500	\$15,838		
		Total Com Personal	\$90,100	11.3500	\$1,023		
Total Ind Personal	\$0	5.3500	\$0				
TOTAL COMBINED	\$4,773,783						
Interm. School	<b>St Joseph</b>	Operating	\$80,860,311	0.2283	\$18,460	2.6837	<b>\$217,005</b>
		Extra Voted		2.4554	\$198,544		
	<b>Kalamazoo Resa</b>	Operating	\$4,773,783	3.0416	\$14,520	3.3916	<b>\$16,191</b>
		Debt		0.3500	\$1,671		
Comm. College	<b>Glen Oaks Kalamazoo Valley</b>	Operating	\$80,860,311	2.7249			<b>\$220,336</b>
		Operating	\$4,773,783	2.8135			<b>\$13,431</b>
State Education	<b>Michigan</b>		\$75,458,094	6.0000			<b>\$452,749</b>

<b>Totals for Taxable Status by School District</b>	<b>Summer</b>	<b>Winter</b>	<b>Total</b>
<b>Mendon School District(Non-PRE)</b>	10.5482	36.5511	47.0993
<b>Mendon School District(PRE)</b>	10.5482	18.5511	29.0993
<b>Mendon School District(Com. Personal)</b>	10.5482	24.5511	35.0993
<b>Mendon School District(Ind. Personal)</b>	4.5482	18.5511	23.0993
<b>Vicksburg School District(Non-PRE)</b>	10.5482	35.6976	46.2458
<b>Vicksburg School District(PRE)</b>	10.5482	17.6976	28.2458
<b>Vicksburg School District(Com. Personal)</b>	10.5482	23.6976	34.2458
<b>Vicksburg School District(Ind. Personal)</b>	4.5482	17.6976	22.2458
<i>*Parcels located within Village limits add</i>	9.16430	0	9.1643

**Mottville Township**

**2013 Ad Valorem Taxes**

Taxing Entity	Name	Item of Tax	2013 Taxable Valuation	Amount of Tax Mills	Estimate of Tax Dollars	Total Tax Mills	Total Est. Tax Dollars
County	<b>St Joseph</b>	Operating	\$57,285,129	4.5482	\$260,544	7.1214	<b>\$407,950</b>
		Roads		0.9932	\$56,896		
		911		0.5000	\$28,643		
		C.O.A		0.7500	\$42,964		
		Transportation		0.3300	\$18,904		

Township	<b>Mottville</b>	Operating	\$57,285,129	0.9401	\$53,854	0.9401	<b>\$53,854</b>
----------	------------------	-----------	--------------	--------	----------	--------	-----------------

School District	<b>Constantine</b>	Operating		18.0000			
		Operating Com. Pers.		6.0000			
		Debt		6.8000			
		Total Non-PRE	\$2,021,717	24.8000	\$50,139		<b>\$268,773</b>
		Total PRE	\$8,281,593	6.8000	\$56,315		
		Total Com Personal	\$122,200	12.8000	\$106,004		
		Total Ind Personal	\$0	6.8000	\$56,315		
<b>TOTAL COMBINED</b>		<b>\$10,425,510</b>					

School District	<b>White Pigeon</b>	Operating		18.0000			
		Operating Com. Pers.		6.0000			
		Debt		3.0000			
		Total Non-PRE	\$18,681,499	21.0000	\$392,311		<b>\$492,466</b>
		Total PRE	\$20,789,020	3.0000	\$62,367		
		Total Com Personal	\$2,603,300	9.0000	\$23,430		
		Total Ind Personal	\$4,785,800	3.0000	\$14,357		
<b>TOTAL COMBINED</b>		<b>\$46,859,619</b>					

Interm. School	<b>St Joseph</b>	Operating	\$57,285,129	0.2283	\$13,078	2.6837	<b>\$153,736</b>
		Extra Voted		2.4554	\$140,658		

Comm. College	<b>Glen Oaks</b>		\$57,285,129	2.7249		2.7249	<b>\$156,096</b>
---------------	------------------	--	--------------	--------	--	--------	------------------

State Education	<b>Michigan</b>		\$52,499,329	6.0000		6.0000	<b>\$314,996</b>
-----------------	-----------------	--	--------------	--------	--	--------	------------------

Totals for Taxable Status by School District	Summer	Winter	Total
<b>Constantine School District(Non-PRE)</b>	10.5482	33.7219	44.2701
<b>Constantine School District(PRE)</b>	10.5482	15.7219	26.2701
<b>Constantine School District(Com. Personal)</b>	10.5482	21.7219	32.2701
<b>Constantine School District(Ind. Personal)</b>	4.5482	15.7219	20.2701
<b>White Pigeon School District(Non-PRE)</b>	10.5482	29.9219	40.4701
<b>White Pigeon School District(PRE)</b>	10.5482	11.9219	22.4701
<b>White Pigeon School District(Com. Personal)</b>	10.5482	17.9219	28.4701
<b>White Pigeon School District(Ind. Personal)</b>	4.5482	11.9219	16.4701

**Nottawa Township**

**2013 Ad Valorem Taxes**

Taxing Entity	Name	Item of Tax	2013 Taxable Valuation	Amount of Tax Mills	Estimate of Tax Dollars	Total Tax Mills	Total Est. Tax Dollars
County	<b>St Joseph</b>	Operating	\$112,477,881	4.5482	\$511,572	7.1214	<b>\$801,000</b>
		Roads		0.9932	\$111,713		
		911		0.5000	\$56,239		
		C.O.A		0.7500	\$84,358		
		Transportation		0.3300	\$37,118		
Township	<b>Nottawa</b>	Operating	\$112,477,881	0.8643	\$97,215	2.4994	<b>\$281,127</b>
		Library Operating		1.6351	\$183,913		
Village	<b>Centreville</b>	Operating	\$18,389,132	12.2461	\$225,195	12.2461	<b>\$ 225,195</b>
School District	<b>Centreville</b>	Operating		18.0000			
		Operating Com. Pers.		6.0000			
		Debt		4.0000			
		Total Non-PRE	\$15,847,346	22.0000	\$348,642		<b>\$505,921</b>
		Total PRE	\$35,876,272	4.0000	\$143,505		
		Total Com Personal	\$1,268,900	10.0000	\$12,689		
		Total Ind Personal	\$271,300	4.0000	\$1,085		
TOTAL COMBINED	\$53,263,818						
School District	<b>Colon</b>	Operating		18.0000			
		Operating Com. Pers.		6.0000			
		Debt		5.6000			
		Total Non-PRE	\$632,813	23.6000	\$14,934		<b>\$48,006</b>
		Total PRE	\$2,521,248	5.6000	\$3,544		
		Total Com Personal	\$50,300	11.6000	\$29,246		
		Total Ind Personal	\$0	5.6000	\$282		
TOTAL COMBINED	\$3,204,361						
School District	<b>Mendon</b>	Operating		18.0000			
		Operating Com. Pers.		6.0000			
		Debt		7.0000			
		Total Non-PRE	\$1,839,131	25.0000	\$45,978		<b>\$108,126</b>
		Total PRE	\$8,473,002	7.0000	\$59,311		
		Total Com Personal	\$218,200	13.0000	\$2,837		
		Total Ind Personal	\$0	7.0000	\$0		
TOTAL COMBINED	\$10,530,333						
School District	<b>Nottawa</b>	Operating		18.0000			
		Operating Com. Pers.		6.0000			
		Total Non-PRE	\$15,892,899	18.0000	\$286,072		<b>\$287,393</b>
		Total PRE	\$29,366,270	0.0000	\$0		
		Total Com Personal	\$220,200	6.0000	\$1,321		
		Total Ind Personal	\$0	0.0000	\$0		
		TOTAL COMBINED	\$45,479,369				
Interm. School	<b>St Joseph</b>	Operating	\$112,477,881	0.2283	\$ 25,679	2.6837	<b>\$301,857</b>
		Extra Voted		2.4554	\$ 276,178		
Comm. College	<b>Glen Oaks</b>		\$112,477,881	2.7249			<b>\$306,491</b>

State Education	Michigan	\$112,206,581	6.0000	<b>\$673,239</b>
-----------------	----------	---------------	--------	------------------

Totals for Taxable Status by School District	Summer	Winter	Total
Centreville School District(Non-PRE)	10.5482	32.4812	43.0294
Centreville School District(PRE)	10.5482	14.4812	25.0294
Centreville School District(Com. Personal)	10.5482	20.4812	31.0294
Centreville School District(Ind. Personal)	4.5482	14.4812	19.0294
Colon School District(Non-PRE)	10.5482	34.0812	44.6294
Colon School District(PRE)	10.5482	16.0812	26.6294
Colon School District(Com. Personal)	10.5482	22.0812	32.6294
Colon School District(Ind. Personal)	4.5482	16.0812	20.6294
Mendon School District(Non-PRE)	10.5482	35.4812	46.0294
Mendon School District(PRE)	10.5482	17.4812	28.0294
Mendon School District(Com. Personal)	10.5482	23.4812	34.0294
Mendon School District(Ind. Personal)	4.5482	17.4812	22.0294
Nottawa School District(Non-PRE)	10.5482	28.4812	39.0294
Nottawa School District(PRE)	10.5482	10.4812	21.0294
Nottawa School District(Com. Personal)	10.5482	16.4812	27.0294
Nottawa School District(Ind. Personal)	4.5482	10.4812	15.0294
<i>*Parcels located within Village limits add</i>	12.24610	0	12.2461

**Park Township**

**2013 Ad Valorem Taxes**

Taxing Entity	Name	Item of Tax	2013 Taxable Valuation	Amount of Tax Mills	Estimate of Tax Dollars	Total Tax Mills	Total Est. Tax Dollars	
County	<b>St Joseph</b>	Operating	\$112,483,640	4.5482	\$511,598	7.1214	<b>\$801,041</b>	
		Roads		0.9932	\$111,719			
		911		0.5000	\$56,242			
		C.O.A		0.7500	\$84,363			
		Transportation		0.3300	\$37,120			
Township	<b>Park</b>	Operating	\$112,483,640	0.9587	\$107,838	1.6305	<b>\$183,405</b>	
		Fire Operating		0.6718	\$75,567			
School District	<b>Mendon</b>	Operating		18.0000				
		Operating Com. Pers.		6.0000				
		Debt		7.0000				
		Total Non-PRE	\$12,287,068	25.0000	\$307,177		<b>\$458,678</b>	
		Total PRE	\$19,156,180	7.0000	\$134,093			
		Total Com Personal	\$197,300	13.0000	\$2,565			
		Total Ind Personal	\$2,120,500	7.0000	\$14,844			
TOTAL COMBINED	\$33,761,048							
School District	<b>Three Rivers</b>	Operating		17.7264				
		Operating Com. Pers.		5.7264				
		Debt		0.0000				
		Total Non-PRE	\$24,963,121	23.8242	\$594,726		<b>\$883,775</b>	
		Total PRE	\$43,703,388	6.1000	\$266,591			
		Total Com Personal	\$819,200	11.8242	\$9,686			
		Total Ind Personal	\$2,093,700	6.1000	\$12,772			
TOTAL COMBINED	\$71,579,409							
School District	<b>Vicksburg</b>	Operating		18.0000				
		Operating Com. Pers.		6.0000				
		Debt		5.3500				
		Total Non-PRE	\$678,800	23.3500	\$15,850		<b>\$50,047</b>	
		Total PRE	\$6,391,884	5.3500	\$34,197			
		Total Com Personal	\$0	11.3500	\$0			
		Total Ind Personal	\$0	5.3500	\$0			
TOTAL COMBINED	\$7,070,684							
Interm. School	<b>St Joseph</b>	Operating	\$105,340,457	0.2283	\$24,049	2.6837		<b>\$282,702</b>
		Extra Voted		2.4554	\$258,653			
	<b>Kalamazoo Resa</b>	Operating	\$7,070,684	3.0416	\$21,506		3.3916	<b>\$23,981</b>
		Debt		0.3500	\$2,475			
Comm. College	<b>Glen Oaks</b>	Operating	\$105,340,457	2.7249			<b>\$287,042</b>	
	<b>Kalamazoo Valley</b>	Operating	\$7,070,684	2.8135			<b>\$19,893</b>	
State Education	<b>Michigan</b>		\$108,196,941	6.0000			<b>\$649,182</b>	

<b>Totals for Taxable Status by School District</b>	<b>Summer</b>	<b>Winter</b>	<b>Total</b>
<b>Mendon School District(Non-PRE)</b>	10.5482	34.6123	45.1605
<b>Mendon School District(PRE)</b>	10.5482	16.6123	27.1605
<b>Mendon School District(Com. Personal)</b>	10.5482	22.6123	33.1605
<b>Mendon School District(Ind. Personal)</b>	4.5482	16.6123	21.1605
<b>Three Rivers School District(Non-PRE)</b>	10.5482	33.4365	43.9847
<b>Three Rivers School District(PRE)</b>	10.5482	15.7123	26.2605
<b>Three Rivers School District(Com. Personal)</b>	10.5482	21.4365	31.9847
<b>Three Rivers School District(Ind. Personal)</b>	4.5482	15.7123	20.2605
<b>Vicksburg School District(Non-PRE)</b>	10.5482	33.7588	44.3070
<b>Vicksburg School District(PRE)</b>	10.5482	15.7588	26.3070
<b>Vicksburg School District(Com. Personal)</b>	10.5482	21.7588	32.3070
<b>Vicksburg School District(Ind. Personal)</b>	4.5482	15.7588	20.3070



**Sherman Township**

**2013 Ad Valorem Taxes**

Taxing Entity	Name	Item of Tax	2013 Taxable Valuation	Amount of Tax Mills	Estimate of Tax Dollars	Total Tax Mills	Total Est. Tax Dollars
County	<b>St Joseph</b>	Operating	\$121,746,763	4.5482	\$553,729	7.1214	<b>\$867,007</b>
		Roads		0.9932	\$120,919		
		911		0.5000	\$60,873		
		C.O.A		0.7500	\$91,310		
		Transportation		0.3300	\$40,176		
Township	<b>Sherman</b>	Operating	\$121,746,763	0.5000			<b>\$60,873</b>
Library	<b>Sturgis</b>	Operating	\$121,746,763	1.1000			<b>\$133,921</b>
School District	<b>Burr Oak</b>	Operating		18.0000			
		Operating Com. Pers.		6.0000			
		Total Non-PRE	\$3,600	18.0000	\$65		<b>\$65</b>
		Total PRE	\$0	0.0000	\$0		
		Total Com Personal	\$0	6.0000	\$0		
		Total Ind Personal	\$0	0.0000	\$0		
TOTAL COMBINED	\$3,600						
School District	<b>Centreville</b>	Operating		18.0000			
		Operating Com. Pers.		6.0000			
		Debt		4.0000			
		Total Non-PRE	\$16,688,979	22.0000	\$367,158		<b>\$520,289</b>
		Total PRE	\$38,190,591	4.0000	\$152,762		
		Total Com Personal	\$36,900	10.0000	\$369		
Total Ind Personal	\$0	4.0000	\$0				
TOTAL COMBINED	\$54,916,470						
School District	<b>Nottawa</b>	Operating		18.0000			
		Operating Com. Pers.		6.0000			
		Total Non-PRE	\$3,445,199	18.0000	\$62,014		<b>\$62,162</b>
		Total PRE	\$4,845,911	0.0000	\$0		
		Total Com Personal	\$24,700	6.0000	\$148		
		Total Ind Personal	\$0	0.0000	\$0		
TOTAL COMBINED	\$8,315,810						
School District	<b>Sturgis</b>	Operating		17.6301			
		Operating Com. Pers.		5.6301			
		Debt		8.3500			
		Total Non-PRE	\$13,589,237	25.9801	\$353,050		<b>\$727,789</b>
		Total PRE	\$44,617,346	8.3500	\$372,555		
		Total Com Personal	\$130,100	13.9801	\$1,819		
Total Ind Personal	\$43,800	8.3500	\$366				
TOTAL COMBINED	\$58,380,483						

		Operating		18.0000			
		Operating Com. Pers.		6.0000			
		Debt		3.0000			
School District	<b>White Pigeon</b>	Total Non-PRE	\$0	21.0000	\$0		<b>\$391</b>
		Total PRE	\$130,400	3.0000	\$391		
		Total Com Personal	\$0	9.0000	\$0		
		Total Ind Personal	\$0	3.0000	\$0		
		<b>TOTAL COMBINED</b>	<b>\$130,400</b>				

Interm. School	<b>St Joseph</b>	Operating	\$121,746,763	0.2283	\$27,795	2.6837	<b>\$326,732</b>
		Extra Voted		2.4554	\$298,937		

Comm. College	<b>Glen Oaks</b>		\$121,746,763	2.7249			<b>\$331,748</b>
---------------	------------------	--	---------------	--------	--	--	------------------

State Education	<b>Michigan</b>		\$121,702,963	6.0000			<b>\$730,218</b>
-----------------	-----------------	--	---------------	--------	--	--	------------------

<b>Totals for Taxable Status by School District</b>	<b>Summer</b>	<b>Winter</b>	<b>Total</b>
<b>Burr Oak School District(Non-PRE)</b>	10.5482	27.5818	38.1300
<b>Burr Oak School District(PRE)</b>	10.5482	9.5818	20.1300
<b>Burr Oak School District(Com. Personal)</b>	10.5482	15.5818	26.1300
<b>Burr Oak School District(Ind. Personal)</b>	4.5482	9.5818	14.1300
<b>Centreville School District(Non-PRE)</b>	10.5482	31.5818	42.1300
<b>Centreville School District(PRE)</b>	10.5482	13.5818	24.1300
<b>Centreville School District(Com. Personal)</b>	10.5482	19.5818	30.1300
<b>Centreville School District(Ind. Personal)</b>	4.5482	13.5818	18.1300
<b>Nottawa School District(Non-PRE)</b>	10.5482	27.5818	38.1300
<b>Nottawa School District(PRE)</b>	10.5482	9.5818	20.1300
<b>Nottawa School District(Com. Personal)</b>	10.5482	15.5818	26.1300
<b>Nottawa School District(Ind. Personal)</b>	4.5482	9.5818	14.1300
<b>Sturgis School District(Non-PRE)</b>	10.5482	35.5619	46.1101
<b>Sturgis School District(PRE)</b>	10.5482	17.9318	28.4800
<b>Sturgis School District(Com. Personal)</b>	10.5482	23.5619	34.1101
<b>Sturgis School District(Ind. Personal)</b>	4.5482	17.9318	22.4800
<b>White Pigeon School District(Non-PRE)</b>	10.5482	30.582	41.1300
<b>White Pigeon School District(PRE)</b>	10.548	12.582	23.1300
<b>White Pigeon School District(Com. Personal)</b>	10.548	18.582	29.1300
<b>White Pigeon School District(Ind. Personal)</b>	4.548	12.582	17.1300

**Sturgis Township**

**2013 Ad Valorem Taxes**

Taxing Entity	Name	Item of Tax	2013 Taxable Valuation	Amount of Tax Mills	Estimate of Tax Dollars	Total Tax Mills	Total Est. Tax Dollars
County	<b>St Joseph</b>	Operating	\$49,329,171	4.5482	\$224,359	7.1214	<b>\$351,293</b>
		Roads		0.9932	\$48,994		
		911		0.5000	\$24,665		
		C.O.A		0.7500	\$36,997		
		Transportation		0.3300	\$16,279		
Township	<b>Sturgis</b>	Operating	\$49,329,171	0.0000	\$0		<b>\$0</b>
Library	<b>Sturgis</b>	Operating	\$49,329,171	1.1000			<b>\$54,262</b>
School District	<b>Sturgis</b>	Operating		17.6301			
		Operating Com. Pers.		5.6301			
		Debt		8.3500			
		Total Non-PRE	\$14,429,106	25.9801	\$374,870		<b>\$676,724</b>
		Total PRE	\$33,007,865	8.3500	\$275,616		
		Total Com Personal	\$1,854,200	13.9801	\$25,922		
		Total Ind Personal	\$38,000	8.3500	\$317		
TOTAL COMBINED	\$49,329,171						
Interm. School	<b>St Joseph</b>	Operating	\$49,329,171	0.2283	\$11,262	2.6837	<b>\$132,385</b>
		Extra Voted		2.4554	\$121,123		
Comm. College	<b>Glen Oaks</b>		\$49,329,171	2.7249			<b>\$134,417</b>
State Education	<b>Michigan</b>		\$49,291,171	6.0000			<b>\$295,747</b>

Totals for Taxable Status by School District	Summer	Winter	Total
<b>Sturgis School District(Non-PRE)</b>	10.5482	35.0619	45.6101
<b>Sturgis School District(PRE)</b>	10.5482	17.4318	27.9800
<b>Sturgis School District(Com. Personal)</b>	10.5482	23.0619	33.6101
<b>Sturgis School District(Ind. Personal)</b>	4.5482	17.4318	21.9800

**White Pigeon Township**

**2013 Ad Valorem Taxes**

Taxing Entity	Name	Item of Tax	2013 Taxable Valuation	Amount of Tax Mills	Estimate of Tax Dollars	Total Tax Mills	Total Est. Tax Dollars
County	<b>St Joseph</b>	Operating	\$198,048,281	4.5482	\$900,763	7.1214	<b>\$1,410,381</b>
		Roads		0.9932	\$196,702		
		911		0.5000	\$99,024		
		C.O.A		0.7500	\$148,536		
		Transportation		0.3300	\$65,356		
Township	<b>White Pigeon</b>	Operating	\$198,048,281	0.9082	\$179,867	1.8569	<b>\$367,756</b>
		Library		0.9487			
Village	<b>White Pigeon</b>	Operating	\$27,559,337	9.8737	\$272,113	10.2237	<b>\$281,758</b>
		Ambulance		0.3500	\$9,646		
School District	<b>White Pigeon</b>	Operating		18.0000			
		Operating Com. Pers.		6.0000			
		Debt		3.0000			
		Total Non-PRE	\$107,919,912	21.0000	\$2,266,318		<b>\$2,543,118</b>
		Total PRE	\$85,187,269	3.0000	\$255,562		
		Total Com Personal	\$1,069,100	9.0000	\$9,622		
		Total Ind Personal	\$3,872,000	3.0000	\$11,616		
<b>TOTAL COMBINED</b>	<b>\$198,048,281</b>						
Interm. School	<b>St Joseph</b>	Operating	\$198,048,281	0.2283	\$45,214	2.6837	<b>\$531,502</b>
		Extra Voted		2.4554	\$486,288		
Comm. College	<b>Glen Oaks</b>		\$198,048,281	2.7249			<b>\$539,662</b>
State Education	<b>Michigan</b>		\$194,176,281	6.0000			<b>\$1,165,058</b>

Totals for Taxable Status by School District	Summer	Winter	Total
<b>White Pigeon School District(Non-PRE)</b>	10.5482	30.8387	41.3869
<b>White Pigeon School District(PRE)</b>	10.5482	12.8387	23.3869
<b>White Pigeon School District(Com. Personal)</b>	10.5482	18.8387	29.3869
<b>White Pigeon School District(Ind. Personal)</b>	4.5482	12.8387	17.3869
<i>*Parcels located within Village limits add</i>	10.2237	0.0000	10.2237

**Three Rivers City**

**2013 Ad Valorem Taxes**

Taxing Entity	Name	Item of Tax	2013 Taxable Valuation	Amount of Tax Mills	Estimate of Tax Dollars	Total Tax Mills	Total Est. Tax Dollars
County	<b>St Joseph</b>	Operating	\$211,080,050	4.5482	\$960,034	7.1214	<b>\$1,503,185</b>
		Roads		0.9932	\$209,645		
		911		0.5000	\$105,540		
		C.O.A		0.7500	\$158,310		
		Transportation		0.3300	\$69,656		
City	<b>Three Rivers</b>	Operating	\$211,080,050	11.4253	\$2,411,653	19.7408	<b>\$4,166,889</b>
		Roads/Sidewalks		3.67590	\$775,909		
		Library Operating		1.68000	\$354,614		
		Ambulance		1.95960	\$413,632		
		Solid Waste		1.00000	\$211,080		
City	<b>DDA</b>	Operating	\$15,048,741	1.00000			<b>\$15,049</b>
School District	<b>Three Rivers</b>	Operating		17.7242			
		Operating Com. Pers.		5.7242			
		Debt		6.1000			
		Total Non-PRE	\$87,287,918	23.8242	\$2,079,565		<b>\$2,928,143</b>
		Total PRE	\$47,708,232	6.1000	\$291,020		
		Total Com Personal	\$16,324,700	11.8242	\$193,027		
		Total Ind Personal	\$59,759,200	6.1000	\$364,531		
TOTAL COMBINED	\$211,080,050						
Interm. School	<b>St Joseph</b>	Operating	\$211,080,050	0.2283	\$48,190	2.6837	<b>\$566,476</b>
		Extra Voted		2.4554	\$518,286		
Comm. College	<b>Glen Oaks</b>	Operating	\$211,080,050	2.7249			<b>\$575,172</b>
State Education	<b>Michigan</b>		\$151,320,850	6.0000			<b>\$907,925</b>
<b>Totals for Taxable Status by School District</b>			<b>Summer</b>	<b>Winter</b>	<b>Total</b>		
<b>Three Rivers School District(Non-PRE)</b>			36.5656	25.5294	62.0950		
<b>Three Rivers School District(PRE)</b>			27.7035	16.6673	44.3708		
<b>Three Rivers School District(Com. Personal)</b>			30.5656	19.5294	50.0950		
<b>Three Rivers School District(Ind. Personal)</b>			21.7035	16.6673	38.3708		
<i>*Parcels located within DDA add</i>			1.0000	0.0000	1.0000		

**Sturgis City**

**2013 Ad Valorem Taxes**

Taxing Entity	Name	Item of Tax	2013 Taxable Valuation	Amount of Tax Mills	Estimate of Tax Dollars	Total Tax Mills	Total Est. Tax Dollars
County	<b>St Joseph</b>	Operating	\$244,050,255	4.5482	\$1,109,989	7.1214	<b>\$1,737,979</b>
		Roads		0.9932	\$242,391		
		911		0.5000	\$122,025		
		C.O.A		0.7500	\$183,038		
		Transportation		0.3300	\$80,537		

City	<b>Sturgis</b>	Operating	\$244,050,255	10.0285	\$2,447,458	13.0285	<b>\$3,179,609</b>
		Streets/Sidewalks		3.0000	\$732,151		

Library	<b>Sturgis</b>	Operating	\$244,050,255	1.1000			<b>\$268,455</b>
---------	----------------	-----------	---------------	--------	--	--	------------------

School District	<b>Sturgis</b>	Operating		17.6301			
		Operating Com. Pers.		5.6301			
		Debt		8.3500			
		Total Non-PRE	\$101,227,945	25.9801	\$2,629,912		<b>\$3,887,581</b>
		Total PRE	\$85,556,610	8.3500	\$714,398		
		Total Com Personal	\$9,340,100	13.9801	\$130,576		
		Total Ind Personal	\$49,424,600	8.3500	\$412,695		
<b>TOTAL COMBINED</b>		<b>\$245,549,255</b>					

Interm. School	<b>St Joseph</b>	Operating	\$245,549,255	0.2283	\$56,059	2.6837	<b>\$658,981</b>
		Extra Voted		2.4554	\$602,922		

Comm. College	<b>Glen Oaks</b>		\$245,549,255	2.7249			<b>\$669,097</b>
---------------	------------------	--	---------------	--------	--	--	------------------

State Education	<b>Michigan</b>		\$196,124,655	6.0000			<b>\$1,176,748</b>
-----------------	-----------------	--	---------------	--------	--	--	--------------------

Totals for Taxable Status by School District	Summer	Winter	Total
<b>Sturgis School District(Non-PRE)</b>	23.5767	35.0619	58.6386
<b>Sturgis School District(PRE)</b>	23.5767	17.4318	41.0085
<b>Sturgis School District(Com. Personal)</b>	23.5767	23.0619	46.6386
<b>Sturgis School District(Ind. Personal)</b>	17.5767	17.4318	35.0085

**2013 ST JOSEPH COUNTY  
ANNUAL APPORTIONMENT REPORT**

**SPECIAL ASSESSMENT**

**COUNTY DRAINS**

<b>GROVER &amp; COOHON DRAIN</b>							
Yr 9 of 15	AT-LARGE	DIRECT			AT-LARGE		<b>TOTAL LEVY</b>
	Colon	Colon			County	MDOT	
<b>LEVY</b>	<b>\$4,853.03</b>	<b>\$8,340.91</b>			<b>\$5,570.03</b>	<b>\$0.00</b>	<b>\$18,763.97</b>

<b>FELKER DRAIN</b>							
Yr 8 of 10	AT-LARGE	DIRECT			AT-LARGE		<b>TOTAL LEVY</b>
	Park	Park			County		
<b>LEVY</b>	<b>\$9,100.08</b>	<b>\$31,916.49</b>			<b>\$10,136.24</b>		<b>\$51,152.81</b>

<b>COLON NUMBER ONE DRAIN</b>							
Yr 7 of 10	AT-LARGE	DIRECT	AT-LARGE	DIRECT	AT-LARGE		<b>TOTAL LEVY</b>
	Colon	Colon	Nottawa	Nottawa	County	MDOT	
<b>LEVY</b>	<b>\$8,352.79</b>	<b>\$17,433.44</b>	<b>\$7,473.55</b>	<b>\$3,316.36</b>	<b>\$0.00</b>	<b>\$0.00</b>	<b>\$36,576.14</b>

<b>Kaiser Lake Assessment</b>							
Yr 4 of 5	AT-LARGE	DIRECT			AT-LARGE		<b>TOTAL LEVY</b>
		Fabius			County		
<b>LEVY</b>		<b>\$4,052.94</b>					<b>\$4,052.94</b>

<b>Beaver Lake Assessment</b>							
Yr 4 of 5	AT-LARGE	DIRECT			AT-LARGE		<b>TOTAL LEVY</b>
		Colon			County		
<b>LEVY</b>		<b>\$4,549.35</b>					<b>\$4,549.35</b>

<b>BENNETT &amp; BIRCH DRAIN</b>							
ONE YEAR	AT-LARGE	DIRECT			AT-LARGE		<b>TOTAL LEVY</b>
	Leonidas	Leonidas			County		
<b>LEVY</b>	<b>\$608.35</b>	<b>\$5,475.17</b>			<b>\$0.00</b>		<b>\$6,083.52</b>

<b>GARMAN-FOSTER DRAIN</b>							
ONE YEAR	AT-LARGE	DIRECT	AT-LARGE	DIRECT	AT-LARGE	MDOT	<b>TOTAL LEVY</b>
	Park	Park	Mendon	Mendon	County		
<b>LEVY</b>	<b>\$715.00</b>	<b>\$1,831.64</b>	<b>\$1,485.00</b>	<b>\$4,240.36</b>	<b>\$2,200.00</b>	<b>\$528.00</b>	<b>\$11,000.00</b>

<b>NYE DRAIN</b>							
ONE YEAR	AT-LARGE	DIRECT	AT-LARGE		AT-LARGE	MDOT	<b>TOTAL LEVY</b>
	Sturgis Twp	Sturgis Twp	City of Sturgis		County		
<b>LEVY</b>	<b>\$4,764.06</b>	<b>\$14,371.59</b>	<b>\$13,895.17</b>		<b>\$5,955.07</b>	<b>\$714.61</b>	<b>\$39,700.50</b>

<b>PARK DRAIN</b>							
Yr 1 of 1	AT-LARGE	DIRECT	AT-LARGE	DIRECT	AT-LARGE		<b>TOTAL LEVY</b>
	Park	Park	Lockport	Lockport	County		
<b>LEVY</b>	<b>\$2,887.50</b>	<b>\$9,674.11</b>	<b>\$262.50</b>	<b>\$839.47</b>	<b>\$3,836.42</b>		<b>\$17,500.00</b>